



# PERRY JOHNSON LABORATORY ACCREDITATION, INC.

## Certificate of Accreditation

*Perry Johnson Laboratory Accreditation, Inc. has assessed the Organization of:*

***Twilight, S. A. de C. V.***

***Alfonso Reyes # 2612, 704, Col. Del Paseo Residencial  
Monterrey, Nuevo León, México. C.P. 64920***

*and hereby declares that the Organization is accredited in accordance with  
the recognized International Standard:*

**ISO/IEC 17025:2017**

Whereby, technical competence has been confirmed for the associated scope supplement, in the fields of:

***Dimensional, Optical, Thermodynamic, Mechanical, Mass, Force and Weighing  
Devices, Acoustic, Time and Frequency, Chemical and Electrical  
(As detailed in the supplement)***

Accreditation claims for conformity assessment activities shall only be made from the addresses referenced within this certificate and shall apply solely to those activities identified in the related scope. This Accreditation is granted subject to the Accreditation Body rules governing the Accreditation referred to above, and the Organization hereby commits to observing and complying with those rules in their entirety.

For PJLA:

Tracy Szerszen  
President

Perry Johnson Laboratory  
Accreditation, Inc. (PJLA)  
755 W. Big Beaver, Suite 1325  
Troy, Michigan 48084

*Initial Accreditation Date:*

March 12, 2015

*Revision Date:*

April 22, 2026

*Issue Date:*

May 03, 2025

*Accreditation No.:*

83078

*Expiration Date:*

June 30, 2027

*Certificate No.:*

L25-352-R1

*The validity of this certificate is maintained through ongoing assessments based  
on a continuous accreditation cycle. The validity of this certificate should be  
confirmed through the PJLA website: [www.pjlab.com](http://www.pjlab.com)*



# Certificate of Accreditation: Supplement

## Twilight, S.A. de C.V.

Alfonso Reyes # 2612, 704, Col. Del Paseo Residencial  
 Monterrey, Nuevo León, México. C.P. 64920  
 Contact Name: Josefina Torres Lara Phone: 818-173-4300

*Accreditation is granted to the facility to perform the following conformity assessment activities:*

| FIELD OF CALIBRATION | MEASURED INSTRUMENT, QUANTITY OR GAUGE   | RANGE (AND SPECIFICATION WHERE APPROPRIATE) | EXPANDED MEASUREMENT UNCERTAINTY ( $\pm$ ) <sup>1</sup> | CALIBRATION EQUIPMENT AND REFERENCE STANDARDS USED    | CALIBRATION MEASUREMENT METHOD OR PROCEDURES USED | FLEX CODE | LOCATION OF ACTIVITY |
|----------------------|--|---|---|---|---|-----------|----------------------|
| Dimensional          | Outside Micrometer                       | 1.27 mm to 203.3 mm                         | $(2 \times 10^{-4} + 3 \times 10^{-6}L)$ mm             | Gauge Blocks<br>Grade 0                               | IN-TWI-13-03<br>Internal Process                  | F1, F3    | F                    |
| Dimensional          | Caliper                                  | 1.27 mm to 457.2 mm                         | $(0.01 + 7 \times 10^{-6}L)$ mm                         | Gauge Blocks<br>Grade 0                               | IN-TWI-13-02<br>Internal Process                  | F1, F3    | F                    |
| Dimensional          | Height Gauge                             | 1.27 mm to 304.8 mm                         | 0.007 1 mm  | Gauge Blocks<br>Grade 0                               | IN-TWI-13-36<br>Internal Process                  | F1, F3    | F                    |
| Dimensional          | Dial Thickness Gauge                     | 0.022 mm to 12.255 mm                       | 0.002 2 mm  | Foil Thickness<br>Standards                           | IN-TWI-13-15<br>Internal Process                  | F1, F3    | F                    |
| Dimensional          | Coating Thickness Gauge Ferrous Base     | 0.022 mm to 12.255 mm                       | 1.2 $\mu$ m   | Foil Thickness<br>Standards                           | IN-TWI-13-04<br>Internal Process                  | F1, F3    | F                    |
| Dimensional          | Coating Thickness Gauge Non-Ferrous Base | 0.022 mm to 12.255 mm                       | 1.2 $\mu$ m   | Foil Thickness<br>Standards                           | IN-TWI-13-04<br>Internal Process                  | F1, F3    | F                    |
| Dimensional          | Coating Thickness Gauge RTR              | 0.023 mm to 12.255 mm                       | 1.6 $\mu$ m   | Foil Thickness<br>Standards                           | IN-TWI-13-55<br>Internal Process                  | F1, F3    | F                    |
| Dimensional          | Ultrasonic Thickness Gauge               | 1.27 mm to 100 mm                           | 0.014 mm  | Block Set Grade 0                                     | IN-TWI-13-35<br>Internal Process                  | F1, F3    | F                    |
| Dimensional          | Welding Meter                            | 1.27 mm to 50.8 mm                          | 0.00075 mm  | Set Block, Grade 0,<br>Rule, Microscope               | IN-TWI-13-27<br>Internal Process                  | F1, F3    | F                    |
| Dimensional          | Angle Meter                              | 25° to 180°                                 | 0.14°   | Angular Set Blocks                                    | IN-TWI-13-27<br>Internal Process                  | F1, F3    | F                    |
| Dimensional          | Length Meter (Distance Measurement)      | 0.5 m to 30 m                               | 0.00 16 m   | Distance Meter<br>Comparison Brand<br>LEICA Mod. D810 | IN-TWI-13-16<br>Internal Process                  | F1, F3    | F                    |
| Dimensional          | Ruler                                    | 1 mm to 1 000 mm                            | 0.82 mm   | Rules, Microscope                                     | IN-TWI-13-42<br>Internal Process                  | F1, F3    | F                    |



# Certificate of Accreditation: Supplement

## Twilight, S.A. de C.V.

Alfonso Reyes # 2612, 704, Col. Del Paseo Residencial  
 Monterrey, Nuevo León, México. C.P. 64920  
 Contact Name: Josefina Torres Lara Phone: 818-173-4300

*Accreditation is granted to the facility to perform the following conformity assessment activities:*

| FIELD OF CALIBRATION | MEASURED INSTRUMENT, QUANTITY OR GAUGE  | RANGE (AND SPECIFICATION WHERE APPROPRIATE) | EXPANDED MEASUREMENT UNCERTAINTY ( $\pm$ ) <sup>1</sup> | CALIBRATION EQUIPMENT AND REFERENCE STANDARDS USED | CALIBRATION MEASUREMENT METHOD OR PROCEDURES USED | FLEX CODE | LOCATION OF ACTIVITY |
|----------------------|---|---|---|--|---|-----------|----------------------|
| Dimensional          | Tapes   | Up to 30 m                                  | 0.000 82 m  | Ruler  | IN-TWI-13-41<br>Internal Process                  | F1, F3    | F                    |
| Dimensional          | Surface Profilometer  | 25.4 $\mu$ m to 635 $\mu$ m                 | 1.7 $\mu$ m   | Shims  | IN-TWI-13-38<br>Internal Process                  | F1, F3    | F                    |
| Dimensional          | Film Thickness Gages  | 0.001 mm to 25 mm                           | 0.001 2 mm  | Micrometer<br>(Res.= 0.000 1 mm)                   | IN-TWI-13-49<br>Internal Process                  | F1, F3    | F                    |
| Dimensional          | Thread Plug Gages<br>(Pitch Diameter)   | 0-80 to 4-12                                | 0.001 9 mm  | Micrometer<br>(Res.= 0.001 mm)                     | IN-TWI-13-52<br>Internal Process                  | F1, F3    | F                    |
| Dimensional          | Digital Indicator   | 0.1 mm to 100 mm                            | 0.000 71 mm   | Dial Indicator Test<br>Machine                     | IN-TWI-13-53<br>Internal Process                  | F1, F3    | F                    |
| Dimensional          | Dial Indicator  | 0.1 mm to 100 mm                            | 0.006 7 mm  | Dial Indicator Test<br>Machine                     | IN-TWI-13-53<br>Internal Process                  | F1, F3    | F                    |
| Dimensional          | Step Block  | 0.254 mm to 25.4 mm                         | 0.001 2 mm  | Micrometer<br>(Res.= 0.000 1 mm)                   | IN-TWI-13-66<br>Internal Process                  | F1, F3    | F                    |
| Dimensional          | Wet Film Thickness<br>Gauge   | 10 $\mu$ m to 3 500 $\mu$ m                 | 2 $\mu$ m   | Microscope   | IN-TWI-13-69<br>Internal Process                  | F1, F3    | F                    |
| Dimensional          | Direct Verification of<br>Durometer Hardness<br>Tester (Types A, B, C,<br>D, E, M, O, DO, OO,<br>OOO & OOO-S) | 2.46 mm to 25.4 mm                          | 0.001 mm  | Video Magnification<br>150x                        | IN-TWI-13-21<br>Internal Process                  | F1, F3    | F                    |
| Dimensional          | Durometer Hardness<br>Tester (Types A, B, C,<br>D, E, M, O, DO, OO,<br>OOO & OOO-S)<br>(Identor Diameter)     | 2.46 mm to 25.4 mm                          | 0.001 mm  | Video Magnification<br>150x                        | IN-TWI-13-21<br>Internal Process                  | F1, F3    | F                    |



# Certificate of Accreditation: Supplement

## Twilight, S.A. de C.V.

Alfonso Reyes # 2612, 704, Col. Del Paseo Residencial  
 Monterrey, Nuevo León, México. C.P. 64920  
 Contact Name: Josefina Torres Lara Phone: 818-173-4300

*Accreditation is granted to the facility to perform the following conformity assessment activities:*

| FIELD OF CALIBRATION | MEASURED INSTRUMENT, QUANTITY OR GAUGE  | RANGE (AND SPECIFICATION WHERE APPROPRIATE) | EXPANDED MEASUREMENT UNCERTAINTY ( $\pm$ ) <sup>1</sup> | CALIBRATION EQUIPMENT AND REFERENCE STANDARDS USED | CALIBRATION MEASUREMENT METHOD OR PROCEDURES USED | FLEX CODE | LOCATION OF ACTIVITY |
|----------------------|---|---|---|--|---|-----------|----------------------|
| Dimensional          | Durometer Hardness Tester (Types A, B, C, D, E, M, O, DO, OO, OOO & OOO-S)<br>(Indentor Tip Diameter) | 2.46 mm to 25.4 mm                          | 0.001 mm  | Video Magnification<br>150x                        | IN-TWI-13-21<br>Internal Process                  | F1, F3    | F                    |
| Dimensional          | Durometer Hardness Tester (Types A, B, C, D, E, M, O, DO, OO, OOO & OOO-S)<br>(Indentor Tip Radius)   | 2.46 mm to 25.4 mm                          | 0.001 mm  | Video Magnification<br>150x                        | IN-TWI-13-21<br>Internal Process                  | F1, F3    | F                    |
| Dimensional          | Durometer Hardness Tester (Types A, B, C, D, E, M, O, DO, OO, OOO & OOO-S)<br>(Indentor Tip Angle)    | 2.46 mm to 25.4 mm                          | 0.091°  | Video Magnification<br>150x                        | IN-TWI-13-21<br>Internal Process                  | F1, F3    | F                    |
| Optical              | Luxometer   | 20 lux to 7 000 lux                         | $(9.71 \times 10^{-3} + 9.55 \times 10^{-3}L)$ lux      | Lux Meter Comparison                               | IN-TWI-13-20<br>Internal Process                  | F1, F3    | F                    |
| Optical              | Gloss / Specular Reflectance ( $\rho(e)$ )<br>(Angle of Incline: 20°)                                 | 90 GU                                       | 0.18 GU   | Glossmeter   | IN-TWI-13-37<br>Internal Process                  | F1, F3    | F, O                 |
| Optical              | Gloss / Specular Reflectance ( $\rho(e)$ )<br>(Angle of Incline: 60°)                                 | 95 GU                                       | 0.19 GU   | Glossmeter   | IN-TWI-13-37<br>Internal Process                  | F1, F3    | F, O                 |
| Optical              | Gloss / Specular Reflectance ( $\rho(e)$ )<br>(Angle of Incline: 85°)                                 | 99 GU                                       | 0.22 GU   | Glossmeter   | IN-TWI-13-37<br>Internal Process                  | F1, F3    | F, O                 |



# Certificate of Accreditation: Supplement

## Twilight, S.A. de C.V.

Alfonso Reyes # 2612, 704, Col. Del Paseo Residencial  
 Monterrey, Nuevo León, México. C.P. 64920  
 Contact Name: Josefina Torres Lara Phone: 818-173-4300

*Accreditation is granted to the facility to perform the following conformity assessment activities:*

| FIELD OF CALIBRATION | MEASURED INSTRUMENT, QUANTITY OR GAUGE   | RANGE (AND SPECIFICATION WHERE APPROPRIATE)   | EXPANDED MEASUREMENT UNCERTAINTY ( $\pm$ ) <sup>1</sup> | CALIBRATION EQUIPMENT AND REFERENCE STANDARDS USED   | CALIBRATION MEASUREMENT METHOD OR PROCEDURES USED | FLEX CODE | LOCATION OF ACTIVITY |
|----------------------|--|---|---|--|---|-----------|----------------------|
| Optical              | UV Radiometer                            | 0 mW/cm <sup>2</sup> to 10 mW/cm <sup>2</sup> | 0.003 6 mW/cm <sup>2</sup>                              | UV Radiometer  | IN-TWI-13-60<br>IN-TWI-13-61<br>Internal Process  | F1, F3    | F                    |
| Optical              | UV Lamp                                  | 0 mW/cm <sup>2</sup> to 10 mW/cm <sup>2</sup> | 0.036 mW/cm <sup>2</sup>                                | UV Radiometer  | IN-TWI-13-60<br>IN-TWI-13-61<br>Internal Process  | F1, F3    | F                    |
| Optical              | Spectrophotometer (CIE L* <sub>a</sub> ) | 27.6 Units to 99.02 Units                     | 0.24 Units  | Ceramic Color Standards                              | IN-TWI-13-63<br>Internal Process                  | F1, F3    | F                    |
| Optical              | Spectrophotometer (CIE L* <sub>a</sub> ) | -35.8 Units to 54.49 Units                    | 0.15 Units  | Ceramic Color Standards                              | IN-TWI-13-63<br>Internal Process                  | F1, F3    | F                    |
| Optical              | Spectrophotometer (CIE b* <sub>a</sub> ) | -41.59 Units to 89.25 Units                   | 0.13 Units  | Ceramic Color Standards                              | IN-TWI-13-63<br>Internal Process                  | F1, F3    | F                    |
| Optical              | Color Meter (CIE L* <sub>a</sub> )       | 27.6 Units to 99.02 Units                     | 0.24 Units  | Ceramic Color Standards                              | IN-TWI-13-37<br>Internal Process                  | F1, F3    | F                    |
| Optical              | Color Meter (CIE L* <sub>a</sub> )       | -35.8 Units to 54.49 Units                    | 0.15 Units  | Ceramic Color Standards                              | IN-TWI-13-37<br>Internal Process                  | F1, F3    | F                    |
| Optical              | Color Meter (CIE b* <sub>a</sub> )       | -41.59 Units to 89.25 Units                   | 0.13 Units  | Ceramic Color Standards                              | IN-TWI-13-37<br>Internal Process                  | F1, F3    | F                    |
| Optical              | X-Ray Densimeter                         | 0.21 D to 4.96 D                              | 0.014 D   | Transmission Density Standard                        | ASTM E1079<br>IN-TWI-13-62<br>Internal Process    | F1, F3    | F                    |
| Optical              | Refractometer                            | 5.027 % °Brix to 90.079 % °Brix               | 0.041 % °Brix   | Standard Solutions Refractometer Atago RX-5000i-Plus | IN-TWI-13-23<br>Internal Process                  | F1, F3    | F                    |
| Optical              | Refractometer                            | 1.340 280 nD to 1.517 476 nD                  | 0.84 x 10 <sup>-4</sup> nD                              | Standard Solutions Refractometer Atago RX-5000i-Plus | IN-TWI-13-23<br>Internal Process                  | F1, F3    | F                    |



# Certificate of Accreditation: Supplement

## Twilight, S.A. de C.V.

Alfonso Reyes # 2612, 704, Col. Del Paseo Residencial  
 Monterrey, Nuevo León, México. C.P. 64920  
 Contact Name: Josefina Torres Lara Phone: 818-173-4300

*Accreditation is granted to the facility to perform the following conformity assessment activities:*

| FIELD OF CALIBRATION | MEASURED INSTRUMENT, QUANTITY OR GAUGE                                | RANGE (AND SPECIFICATION WHERE APPROPRIATE) | EXPANDED MEASUREMENT UNCERTAINTY ( $\pm$ ) <sup>1</sup> | CALIBRATION EQUIPMENT AND REFERENCE STANDARDS USED | CALIBRATION MEASUREMENT METHOD OR PROCEDURES USED | FLEX CODE | LOCATION OF ACTIVITY |
|----------------------|---|---|---|--|---|-----------|----------------------|
| Thermodynamic        | Pyrometer   | 50 °C to 1 200 °C                           | 0.41 °C   | Black Body Model IR-301                            | IN-TWI-13-26 Internal Process                     | F1, F3    | F                    |
| Thermodynamic        | Bimetallic Thermometer  | 30 °C to 500 °C                             | 0.34 °C   | Dry Well Calibrator Fluke 726                      | IN-TWI-13-43 Internal Process                     | F1, F3    | F                    |
| Thermodynamic        | Plastometer (Temperature)   | 30 °C to 450 °C                             | 0.39 °C   | Fluke 726 RTD Sensor                               | IN-TWI-13-68 Internal Process                     | F1, F3    | F                    |
| Thermodynamic        | Temperature Measurement Thermocouple Type J                           | 30 °C to 500 °C                             | 0.14 °C   | Dry Well Calibrator Fluke 726                      | IN-TWI-13-05 Internal Process                     | F1, F3    | F                    |
| Thermodynamic        | Temperature Measurement Thermocouple Type K                           | 30 °C to 500 °C                             | 0.14 °C   | Dry Well Calibrator Fluke 726                      | IN-TWI-13-05 Internal Process                     | F1, F3    | F                    |
| Thermodynamic        | Temperature Measurement Thermocouple Type T                           | 30 °C to 500 °C                             | 0.14 °C   | Dry Well Calibrator Fluke 726                      | CEM TH-001 IN-TWI-13-05 Internal Process          | F1, F3    | F                    |
| Thermodynamic        | Temperature Measurement Thermocouple Type E                           | 30 °C to 500 °C                             | 0.14 °C   | Dry Well Calibrator Fluke 726                      | CEM TH-001 IN-TWI-13-05 Internal Process          | F1, F3    | F                    |
| Thermodynamic        | Equipment to Measure Temperature Sensor RTD Pt 100 (385) 2, 3, 4 Wire | 30 °C to 500 °C                             | 0.14 °C   | Dry Well Calibrator Fluke 726<br>CEM TH-001        | IN-TWI-13-05 Internal Process                     | F1, F3    | F                    |
| Thermodynamic        | Equipment to Measure Temperature Sensor RTD Pt 500 2, 3, 4 Wire       | 30 °C to 500 °C                             | 0.16 °C   | Dry Well Calibrator Fluke 726<br>CEM TH-001        | IN-TWI-13-05 Internal Process                     | F1, F3    | F                    |



# Certificate of Accreditation: Supplement

## Twilight, S.A. de C.V.

Alfonso Reyes # 2612, 704, Col. Del Paseo Residencial  
 Monterrey, Nuevo León, México. C.P. 64920  
 Contact Name: Josefina Torres Lara Phone: 818-173-4300

*Accreditation is granted to the facility to perform the following conformity assessment activities:*

| FIELD OF CALIBRATION | MEASURED INSTRUMENT, QUANTITY OR GAUGE                            | RANGE (AND SPECIFICATION WHERE APPROPRIATE) | EXPANDED MEASUREMENT UNCERTAINTY ( $\pm$ ) <sup>1</sup> | CALIBRATION EQUIPMENT AND REFERENCE STANDARDS USED     | CALIBRATION MEASUREMENT METHOD OR PROCEDURES USED | FLEX CODE | LOCATION OF ACTIVITY |
|----------------------|---|---|---|--|---|-----------|----------------------|
| Thermodynamic        | Equipment to Measure Temperature Sensor RTD Pt 1 000 2, 3, 4 Wire | 30 °C to 500 °C                             | 0.38 °C   | Dry Well Calibrator<br>Fluke 726<br>CEM TH-001         | IN-TWI-13-05<br>Internal Process                  | F1, F3    | F                    |
| Thermodynamic        | Equipment to Measure Contact Temperature Sensor                   | 30 °C to 150 °C                             | 0.39 °C   | Dry Well Calibrator<br>Fluke 726<br>CEM TH-001         | IN-TWI-13-05<br>Internal Process                  | F1, F3    | F                    |
| Thermodynamic        | Thermo-Hygrometer (Humidity)                                      | 30 % RH to 90 % RH                          | 0.62 % RH   | Vaisala Humidity Chamber                               | IN-TWI-13-01<br>Internal Process                  | F1, F3    | F                    |
| Thermodynamic        | Thermo-Hygrometer (Temperature)                                   | -15 °C to 50 °C                             | 0.052 °C  | Vaisala Humidity Chamber                               | IN-TWI-13-01<br>Internal Process                  | F1, F3    | F                    |
| Mechanical           | Indirect Verification of Lebb Hardness Tester HLD                 | 464 HLD to 800 HLD                          | 7.6 HLD   | Hardness Block   | IN-TWI-13-17<br>Internal Process                  | F1, F3    | F, O                 |
| Mechanical           | Accelerometer (@ 15.92 Hz to 10 000 Hz)                           | 1 m/s <sup>2</sup> to 20 m/s <sup>2</sup>   | 0.013 m/s <sup>2</sup>                                  | Vibration Gauge (Calibrator) MMF, Mod. VC120 and VC21D | IN-TWI-13-24<br>Internal Process                  | F1, F3    | F, O                 |
| Mechanical           | Torque Wrench   | 0.11 N•m to 0.57 N•m                        | 0.008 5 N•m   | Torque Tester Analyzer Model I-80                      | IN-TWI-13-13<br>Internal Process                  | F1, F3    | F                    |
| Mechanical           | Torque Wrench   | 0.79 N•m to 7.91 N•m                        | 0.001 4 N•m   | Torque Tester Analyzer Model I-80                      | IN-TWI-13-13<br>Internal Process                  | F1, F3    | F                    |
| Mechanical           | Torque Wrench   | 19.66 N•m to 196.59 N•m                     | 0.15 N•m  | Torque Tester Analyzer Model DIS-IP200                 | IN-TWI-13-13<br>Internal Process                  | F1, F3    | F                    |



# Certificate of Accreditation: Supplement

## Twilight, S.A. de C.V.

Alfonso Reyes # 2612, 704, Col. Del Paseo Residencial  
 Monterrey, Nuevo León, México. C.P. 64920  
 Contact Name: Josefina Torres Lara Phone: 818-173-4300

*Accreditation is granted to the facility to perform the following conformity assessment activities:*

| FIELD OF CALIBRATION | MEASURED INSTRUMENT, QUANTITY OR GAUGE          | RANGE (AND SPECIFICATION WHERE APPROPRIATE)       | EXPANDED MEASUREMENT UNCERTAINTY ( $\pm$ ) <sup>1</sup> | CALIBRATION EQUIPMENT AND REFERENCE STANDARDS USED | CALIBRATION MEASUREMENT METHOD OR PROCEDURES USED | FLEX CODE | LOCATION OF ACTIVITY |
|----------------------|---|---|---|--|---|-----------|----------------------|
| Mechanical           | Torque Wrench                                   | 135.58 N•m to 1 355.82 N•m                        | 0.25 N•m  | Torque Tester Analyzer Model BMX 1000F             | IN-TWI-13-13<br>Internal Process                  | F1, F3    | F                    |
| Mechanical           | Dynamic Viscosity Meters                        | 0.1 Pa·s to 53.36 Pa·s                            | 0.000 4 Pa·s  | Cannon Standard Oil                                | IN-TWI-13-07<br>Internal Process                  | F1, F3    | F, O                 |
| Mechanical           | Kinematic Viscosity Ford Cups No. 2, 3, 4, 5    | 10 mm <sup>2</sup> /s to 1 200 mm <sup>2</sup> /s | 0.25 mm <sup>2</sup> /s                                 | Cannon Standard Oil                                | IN-TWI-13-32<br>Internal Process                  | F1, F3    | F, O                 |
| Mechanical           | Kinematic Viscosity Zahn Cups No. 1, 2, 3, 4, 5 | 5 mm <sup>2</sup> /s to 1 840 mm <sup>2</sup> /s  | 0.21 mm <sup>2</sup> /s                                 | Cannon Standard Oil                                | ASTM D4212<br>IN-TWI-13-31<br>Internal Process    | F1, F3    | F, O                 |
| Mechanical           | Pressure Gages Pressure Transducers             | -96.52 kPa to 0 kPa                               | 0.68 % of reading                                       | Pressure Transducer Pressure Gauge                 | IN-TWI-13-39<br>Internal Process                  | F1, F3    | F                    |
| Mechanical           | Pressure Gages Pressure Transducers             | 0 kPa to 210 kPa                                  | 0.31 % of reading                                       | Pressure Transducer Pressure Gauge                 | IN-TWI-13-39<br>Internal Process                  | F1, F3    | F                    |
| Mechanical           | Pressure Gages Pressure Transducers             | 689 kPa to 6 895 kPa                              | 0.16 % of reading                                       | Pressure Transducer Pressure Gauge                 | IN-TWI-13-39<br>Internal Process                  | F1, F3    | F                    |
| Mechanical           | Pressure Gages Pressure Transducers             | 6.896 MPa to 20.684 MPa                           | 0.05 % of reading                                       | Pressure Transducer Pressure Gauge                 | IN-TWI-13-39<br>Internal Process                  | F1, F3    | F                    |
| Mechanical           | Pressure Gages Pressure Transducers             | 20.685 MPa to 68.947 MPa                          | 0.04 % of reading                                       | Pressure Transducer Pressure Gauge                 | IN-TWI-13-39<br>Internal Process                  | F1, F3    | F                    |
| Mechanical           | Barometer                                       | 900 hPa to 1 100 hPa                              | 0.14 hPa  | Pressure Transducer and Barometer                  | IN-TWI-13-59<br>Internal Process                  | F1, F3    | F                    |
| Mechanical           | Anemometer                                      | 1 m/s to 13 m/s                                   | 0.2 m/s   | Hot Wire Anemometer Amprobe Comparison             | IN-TWI-13-10<br>Internal Process                  | F1, F3    | F                    |
| Mechanical           | Density Cup                                     | 100 mL  | 0.001 2 mL  | Scale  | IN-TWI-13-64<br>Internal Process                  | F1, F3    | F                    |



# Certificate of Accreditation: Supplement

## Twilight, S.A. de C.V.

Alfonso Reyes # 2612, 704, Col. Del Paseo Residencial  
 Monterrey, Nuevo León, México. C.P. 64920  
 Contact Name: Josefina Torres Lara Phone: 818-173-4300

*Accreditation is granted to the facility to perform the following conformity assessment activities:*

| FIELD OF CALIBRATION           | MEASURED INSTRUMENT, QUANTITY OR GAUGE                                       | RANGE (AND SPECIFICATION WHERE APPROPRIATE) | EXPANDED MEASUREMENT UNCERTAINTY ( $\pm$ ) <sup>1</sup> | CALIBRATION EQUIPMENT AND REFERENCE STANDARDS USED | CALIBRATION MEASUREMENT METHOD OR PROCEDURES USED | FLEX CODE | LOCATION OF ACTIVITY |
|--------------------------------|--|---|---|--|---|-----------|----------------------|
| Mass Force and Weighing Device | Durometer Hardness Tester (Types A, B, E & O)<br>(Durometer Indentor Spring) | 0.55 N to 8.05 N                            | 0.001 7 N   | Load Cell  | IN-TWI-13-21<br>Internal Process                  | F1, F3    | F                    |
| Mass Force and Weighing Device | Durometer Hardness Tester (Types C, D & DO)<br>(Durometer Indentor Spring)   | 4.445 N to 44.45 N                          | 0.001 7 N   | Load Cell  | IN-TWI-13-21<br>Internal Process                  | F1, F3    | F                    |
| Mass Force and Weighing Device | Durometer Hardness Tester (Types M)<br>(Durometer Indentor Spring)           | 0.324 N to 0.765 N                          | 0.001 7 N   | Load Cell  | IN-TWI-13-21<br>Internal Process                  | F1, F3    | F                    |
| Mass Force and Weighing Device | Durometer Hardness Tester (Types OO, OOO)<br>(Durometer Indentor Spring)     | 0.203 N to 1.111 N                          | 0.001 7 N   | Load Cell  | IN-TWI-13-21<br>Internal Process                  | F1, F3    | F                    |
| Mass Force and Weighing Device | Durometer Hardness Tester (Types OOO-S)<br>(Durometer Indentor Spring)       | 0.167 N to 1.932 N                          | 0.001 7 N   | Load Cell  | IN-TWI-13-21<br>Internal Process                  | F1, F3    | F                    |
| Mass Force and Weighing Device | Durometer Hardness Tester (Types C)<br>(Durometer Indentor Spring)           | 0.539 N to 8.379 N                          | 0.001 7 N   | Load Cell  | IN-TWI-13-21<br>Internal Process                  | F1, F3    | F                    |



# Certificate of Accreditation: Supplement

## Twilight, S.A. de C.V.

Alfonso Reyes # 2612, 704, Col. Del Paseo Residencial  
 Monterrey, Nuevo León, México. C.P. 64920  
 Contact Name: Josefina Torres Lara Phone: 818-173-4300

*Accreditation is granted to the facility to perform the following conformity assessment activities:*

| FIELD OF CALIBRATION           | MEASURED INSTRUMENT, QUANTITY OR GAUGE | RANGE (AND SPECIFICATION WHERE APPROPRIATE) | EXPANDED MEASUREMENT UNCERTAINTY ( $\pm$ ) <sup>1</sup>  | CALIBRATION EQUIPMENT AND REFERENCE STANDARDS USED | CALIBRATION MEASUREMENT METHOD OR PROCEDURES USED | FLEX CODE | LOCATION OF ACTIVITY |
|--------------------------------|--|---|--|--|---|-----------|----------------------|
| Mass Force and Weighing Device | Analytical Balance                     | 0.001 g to 300 g<br>(Res.= 0.001 g)         | $(1.21 \times 10^{-3} + 2 \times 10^{-6} \text{Wt})$ g   | Class F1 Weights                                   | IN-TWI-13-06<br>Internal Process                  | F1, F3    | O                    |
| Mass Force and Weighing Device | Balances and Scale                     | 1 g to 500 g<br>(Res.= 0.01 g)              | $(1.21 \times 10^{-3} + 1.4 \times 10^{-5} \text{Wt})$ g | Class F1 Weights                                   | IN-TWI-13-06<br>Internal Process                  | F1, F3    | O                    |
| Mass Force and Weighing Device | Balances and Scale                     | 500 g to 2 000 g<br>(Res.= 0.01 g)          | $(1.1 \times 10^{-2} + 4 \times 10^{-6} \text{Wt})$ g    | Class F1 Weights                                   | IN-TWI-13-06<br>Internal Process                  | F1, F3    | O                    |
| Mass Force and Weighing Device | Balances and Scale                     | 2 000 g to 5 000 g<br>(Res.= 0.1 g)         | $(9.79 \times 10^{-2} + 1.9 \times 10^{-5} \text{Wt})$ g | Class F1 Weights                                   | IN-TWI-13-06<br>Internal Process                  | F1, F3    | O                    |
| Mass Force and Weighing Device | Balances and Scale                     | 5 000 g to 20 000 g<br>(Res.= 1 g)          | $(1.08 + 3.5 \times 10^{-5} \text{Wt})$ g                | Class F1 Weights                                   | IN-TWI-13-06<br>Internal Process                  | F1, F3    | O                    |
| Mass Force and Weighing Device | Balances and Scale                     | 20 000 g to 100 000 g<br>(Res.= 5 g)        | $(5.53 + 3.4 \times 10^{-5} \text{Wt})$ g                | Class F1 Weights                                   | IN-TWI-13-06<br>Internal Process                  | F1, F3    | O                    |
| Mass Force and Weighing Device | Force Meter (Tension)                  | 0.98 N to 9.81 N                            | 0.14 % of reading  | Load Cell Interface                                | IN-TWI-13-12<br>Internal Process                  | F1, F3    | F                    |
| Mass Force and Weighing Device | Force Meter (Tension)                  | 9.82 N to 50 N                              | 0.038 % of reading                                       | Load Cell Interface                                | IN-TWI-13-12<br>Internal Process                  | F1, F3    | F                    |
| Mass Force and Weighing Device | Force Meter (Tension)                  | 50.01 N to 444.83 N                         | 0.039 % of reading                                       | Load Cell Interface                                | IN-TWI-13-12<br>Internal Process                  | F1, F3    | F                    |



# Certificate of Accreditation: Supplement

## Twilight, S.A. de C.V.

Alfonso Reyes # 2612, 704, Col. Del Paseo Residencial  
 Monterrey, Nuevo León, México. C.P. 64920  
 Contact Name: Josefina Torres Lara Phone: 818-173-4300

*Accreditation is granted to the facility to perform the following conformity assessment activities:*

| FIELD OF CALIBRATION           | MEASURED INSTRUMENT, QUANTITY OR GAUGE | RANGE (AND SPECIFICATION WHERE APPROPRIATE) | EXPANDED MEASUREMENT UNCERTAINTY ( $\pm$ ) <sup>1</sup> | CALIBRATION EQUIPMENT AND REFERENCE STANDARDS USED | CALIBRATION MEASUREMENT METHOD OR PROCEDURES USED | FLEX CODE | LOCATION OF ACTIVITY |
|--------------------------------|--|---|---|--|---|-----------|----------------------|
| Mass Force and Weighing Device | Force Meter (Tension)                  | 444.84 N to 889.65 N                        | 0.028 % of reading                                      | Load Cell Interface                                | IN-TWI-13-12<br>Internal Process                  | F1, F3    | F                    |
| Mass Force and Weighing Device | Force Meter (Tension)                  | 889.7 N to 8 896.5 N                        | 0.056 % of reading                                      | Load Cell Interface                                | IN-TWI-13-12<br>Internal Process                  | F1, F3    | F                    |
| Mass Force and Weighing Device | Force Meter (Tension)                  | 9.81 kN to 98.07 kN                         | 0.3 % of reading  | Load Cell Interface                                | IN-TWI-13-12<br>Internal Process                  | F1, F3    | F                    |
| Mass Force and Weighing Device | Gage Force Meter (Adhesive)            | 2.22 kN to 22.24 kN                         | 0.054 % of reading                                      | Load Cell  | IN-TWI-13-25<br>Internal Process                  | F1, F3    | F                    |
| Mass Force and Weighing Device | Force Meter (Compression)              | 0.098 N to 0.981 N                          | 1.4 % of reading  | Load Cell Interface                                | IN-TWI-13-12<br>Internal Process                  | F1, F3    | F                    |
| Mass Force and Weighing Device | Force Meter (Compression)              | 0.982 N to 9.81 N                           | 0.14 % of reading                                       | Load Cell Interface                                | IN-TWI-13-12<br>Internal Process                  | F1, F3    | F                    |
| Mass Force and Weighing Device | Force Meter (Compression)              | 9.82 N to 50 N                              | 0.031 % of reading                                      | Load Cell Interface                                | IN-TWI-13-12<br>Internal Process                  | F1, F3    | F                    |
| Mass Force and Weighing Device | Force Meter (Compression)              | 50.01 N to 444.83 N                         | 0.034 % of reading                                      | Load Cell Interface                                | IN-TWI-13-12<br>Internal Process                  | F1, F3    | F                    |
| Mass Force and Weighing Device | Force Meter (Compression)              | 444.84 N to 889.65 N                        | 0.022 % of reading                                      | Load Cell Interface                                | IN-TWI-13-12<br>Internal Process                  | F1, F3    | F                    |



# Certificate of Accreditation: Supplement

## Twilight, S.A. de C.V.

Alfonso Reyes # 2612, 704, Col. Del Paseo Residencial  
 Monterrey, Nuevo León, México. C.P. 64920  
 Contact Name: Josefina Torres Lara Phone: 818-173-4300

*Accreditation is granted to the facility to perform the following conformity assessment activities:*

| FIELD OF CALIBRATION           | MEASURED INSTRUMENT, QUANTITY OR GAUGE | RANGE (AND SPECIFICATION WHERE APPROPRIATE) | EXPANDED MEASUREMENT UNCERTAINTY ( $\pm$ ) <sup>1</sup> | CALIBRATION EQUIPMENT AND REFERENCE STANDARDS USED    | CALIBRATION MEASUREMENT METHOD OR PROCEDURES USED                | FLEX CODE | LOCATION OF ACTIVITY |
|--------------------------------|--|---|---|---|--|-----------|----------------------|
| Mass Force and Weighing Device | Force Meter (Compression)              | 889.7 N to 8 896.5 N                        | 0.092 % of reading                                      | Load Cell Interface                                   | IN-TWI-13-12<br>Internal Process                                 | F1, F3    | F                    |
| Mass Force and Weighing Device | Force Meter (Compression)              | 9.81 kN to 98.07 kN                         | 0.23 % of reading                                       | Load Cell Interface                                   | IN-TWI-13-12<br>Internal Process                                 | F1, F3    | F                    |
| Mass Force and Weighing Device | Plastometer (Weights)                  | 325 g to 21 627 g                           | 0.2 g   | Class F1 Weights                                      | IN-TWI-13-68<br>Internal Process                                 | F1, F3    | F                    |
| Acoustic                       | Sonometer (F=1 kHz)                    | 94 dB to 114 dB                             | 0.14 dB   | Acoustic Calibrator                                   | IN-TWI-13-11<br>Internal Process                                 | F1, F3    | F, O                 |
| Acoustic                       | Sound Calibrator 2 (Fixed Point)       | 94 dB to 114 dB                             | 0.092 dB  | Sound Meter Level 1                                   | IN-TWI-13-47<br>Internal Process                                 | F1, F3    | F                    |
| Time and Frequency             | Photo Tachometer                       | 6 rad/s to 6 283 rad/s                      | 0.000 71 rad/s  | Multifunction Workstation Transmille Calibrator EA015 | IN-TWI-13-14<br>Internal Process                                 | F1, F3    | F                    |
| Time and Frequency             | Contact Tachometer                     | 52.36 rad/s to 366.52 rad/s                 | 0.071 rad/s   | Generator RPM (rad/s)                                 | IN-TWI-13-50<br>Internal Process                                 | F1, F3    | F                    |
| Time and Frequency             | Chronometer                            | 120 s to 3 600 s                            | 0.48 s  | Chronometer, Stopwatch and Timer Calibrations         | IN-TWI-13-51<br>Internal Process                                 | F1, F3    | F                    |
| Time and Frequency             | Plastometer (Cut Time)                 | 120 s to 3 600 s                            | 0.48 s  | Chronometer, Stopwatch                                | IN-TWI-13-68<br>Internal Process                                 | F1, F3    | F                    |
| Time and Frequency             | Equipment to Measure Frequency         | 1 Hz to 10 MHz                              | 0.001 2 % of reading                                    | Transmille Calibrator 3041A                           | IN-TWI-13-09<br>IN-TWI-13-30<br>IN-TWI-13-46<br>Internal Process | F1, F3    | F, O                 |



# Certificate of Accreditation: Supplement

## Twilight, S.A. de C.V.

Alfonso Reyes # 2612, 704, Col. Del Paseo Residencial  
 Monterrey, Nuevo León, México. C.P. 64920  
 Contact Name: Josefina Torres Lara Phone: 818-173-4300

*Accreditation is granted to the facility to perform the following conformity assessment activities:*

| FIELD OF CALIBRATION | MEASURED INSTRUMENT, QUANTITY OR GAUGE | RANGE (AND SPECIFICATION WHERE APPROPRIATE) | EXPANDED MEASUREMENT UNCERTAINTY ( $\pm$ ) <sup>1</sup> | CALIBRATION EQUIPMENT AND REFERENCE STANDARDS USED | CALIBRATION MEASUREMENT METHOD OR PROCEDURES USED                | FLEX CODE | LOCATION OF ACTIVITY |
|----------------------|--|---|---|--|--|-----------|----------------------|
| Time and Frequency   | Equipment to Output Frequency          | 100 Hz to 1 MHz                             | 0.001 2 % of reading                                    | Multimeter Transmille Model 8081                   | IN-TWI-13-09<br>IN-TWI-13-30<br>IN-TWI-13-46<br>Internal Process | F1, F3    | F, O                 |
| Chemical             | Gas Detector Oxygen (O2)               | 15 cmol/mol                                 | 2.1 % of reading  | Gas Standard                                       | IN-TWI-13-22<br>Internal Process                                 | F1, F3    | F                    |
| Chemical             | Gas Detector Oxygen (O2)               | 18 cmol/mol                                 | 2 % of reading  | Gas Standard                                       | IN-TWI-13-22<br>Internal Process                                 | F1, F3    | F                    |
| Chemical             | Gas Detectors Methane (CH4)            | 0.05 cmol/mol                               | 2.4 % of reading  | Gas Standard                                       | IN-TWI-13-22<br>Internal Process                                 | F1, F3    | F                    |
| Chemical             | Gas Detectors Methane (CH4)            | 0.5 cmol/mol                                | 2.4 % of reading  | Gas Standard                                       | IN-TWI-13-22<br>Internal Process                                 | F1, F3    | F                    |
| Chemical             | Gas Detectors Methane (CH4)            | 2.5 cmol/mol                                | 2.4 % of reading  | Gas Standard                                       | IN-TWI-13-22<br>Internal Process                                 | F1, F3    | F                    |
| Chemical             | Gas Detectors Methane (CH4)            | 1.45 cmol/mol                               | 2.1 % of reading  | Gas Standard                                       | IN-TWI-13-22<br>Internal Process                                 | F1, F3    | F                    |
| Chemical             | Gas Detectors Carbon Monoxide (CO)     | 100 $\mu$ mol/mol                           | 5 % of reading  | Gas Standard                                       | IN-TWI-13-22<br>Internal Process                                 | F1, F3    | F                    |
| Chemical             | Gas Detectors Carbon Monoxide (CO)     | 60 $\mu$ mol/mol                            | 2 % of reading  | Gas Standard                                       | IN-TWI-13-22<br>Internal Process                                 | F1, F3    | F                    |
| Chemical             | Gas Detectors Hydrogen Sulfide (H2S)   | 25 $\mu$ mol/mol                            | 10 % of reading   | Gas Standard                                       | IN-TWI-13-22<br>Internal Process                                 | F1, F3    | F                    |
| Chemical             | Gas Detectors Hydrogen Sulfide (H2S)   | 20 $\mu$ mol/mol                            | 2 % of reading  | Gas Standard                                       | IN-TWI-13-22<br>Internal Process                                 | F1, F3    | F                    |
| Chemical             | Conductivity Meter                     | 100 $\mu$ S/cm                              | 0.84 $\mu$ S/cm   | Buffer Solutions                                   | IN-TWI-13-18<br>Internal Process                                 | F1, F3    | F, O                 |



# Certificate of Accreditation: Supplement

## Twilight, S.A. de C.V.

Alfonso Reyes # 2612, 704, Col. Del Paseo Residencial  
 Monterrey, Nuevo León, México. C.P. 64920  
 Contact Name: Josefina Torres Lara Phone: 818-173-4300

*Accreditation is granted to the facility to perform the following conformity assessment activities:*

| FIELD OF CALIBRATION | MEASURED INSTRUMENT, QUANTITY OR GAUGE                 | RANGE (AND SPECIFICATION WHERE APPROPRIATE)                            | EXPANDED MEASUREMENT UNCERTAINTY ( $\pm$ ) <sup>1</sup>        | CALIBRATION EQUIPMENT AND REFERENCE STANDARDS USED | CALIBRATION MEASUREMENT METHOD OR PROCEDURES USED | FLEX CODE | LOCATION OF ACTIVITY |
|----------------------|--|--|--|--|---|-----------|----------------------|
| Chemical             | Conductivity Meter                                     | 1 413 $\mu$ S/cm   | 4.4 $\mu$ S/cm   | Buffer Solutions                                   | IN-TWI-13-18<br>Internal Process                  | F1, F3    | F, O                 |
| Chemical             | Conductivity Meter                                     | 10 000 $\mu$ S/cm  | 39 $\mu$ S/cm  | Buffer Solutions                                   | IN-TWI-13-18<br>Internal Process                  | F1, F3    | F, O                 |
| Chemical             | pH Meters & pH Probes                                  | 4 pH   | 0.021 pH   | Buffer Solutions                                   | IN-TWI-13-19<br>Internal Process                  | F1, F3    | F                    |
| Chemical             | pH Meters & pH Probes                                  | 7 pH   | 0.021 pH   | Buffer Solutions                                   | IN-TWI-13-19<br>Internal Process                  | F1, F3    | F                    |
| Chemical             | pH Meters & pH Probes                                  | 10 pH  | 0.021 pH   | Buffer Solutions                                   | IN-TWI-13-19<br>Internal Process                  | F1, F3    | F                    |
| Chemical             | Breathalyzer   | 0.04 % BAC to 0.1 % BAC  | 0.002 1 % BAC  | Gas Standard<br>OIML R 126                         | IN-TWI-13-40<br>Internal Process                  | F1, F3    | F, O                 |
| Chemical             | Particle Counter<br>(Particle Size 0.3 $\mu$ m)        | 10 particles/m <sup>3</sup> to<br>120 000 000 particles/m <sup>3</sup> | (1.47 + 8.07 x 10 <sup>-4</sup> D)<br>particles/m <sup>3</sup> | Particle Counter                                   | IN-TWI-13-45<br>Internal Process                  | F1, F3    | F                    |
| Chemical             | Particle Counter<br>(Particle Size 0.5 $\mu$ m)        | 10 particles/m <sup>3</sup> to<br>120 000 000 particles/m <sup>3</sup> | (1.47 + 8.07 x 10 <sup>-4</sup> D)<br>particles/m <sup>3</sup> | Particle Counter                                   | IN-TWI-13-45<br>Internal Process                  | F1, F3    | F                    |
| Chemical             | Particle Counter<br>(Particle Size 0.7 $\mu$ m)        | 10 particles/m <sup>3</sup> to<br>120 000 000 particles/m <sup>3</sup> | (1.47 + 8.07 x 10 <sup>-4</sup> D)<br>particles/m <sup>3</sup> | Particle Counter                                   | IN-TWI-13-45<br>Internal Process                  | F1, F3    | F                    |
| Chemical             | Particle Counter<br>(Particle Size 1 $\mu$ m)          | 10 particles/m <sup>3</sup> to<br>120 000 000 particles/m <sup>3</sup> | (1.47 + 8.07 x 10 <sup>-4</sup> D)<br>particles/m <sup>3</sup> | Particle Counter                                   | IN-TWI-13-45<br>Internal Process                  | F1, F3    | F                    |
| Chemical             | Particle Counter<br>(Particle Size 5 $\mu$ m)          | 10 particles/m <sup>3</sup> to<br>120 000 000 particles/m <sup>3</sup> | (1.47 + 8.07 x 10 <sup>-4</sup> D)<br>particles/m <sup>3</sup> | Particle Counter                                   | IN-TWI-13-45<br>Internal Process                  | F1, F3    | F                    |
| Electrical           | Equipment to Measure<br>Pulse Electrical<br>Simulation | 0.5 kV to 35 kV  | 0.002 2 kV   | Voltage Divider<br>Oscilloscope                    | IN-TWI-13-48<br>Internal Process                  | F1, F3    | F                    |




# Certificate of Accreditation: Supplement

## Twilight, S.A. de C.V.

Alfonso Reyes # 2612, 704, Col. Del Paseo Residencial  
 Monterrey, Nuevo León, México. C.P. 64920  
 Contact Name: Josefina Torres Lara Phone: 818-173-4300

*Accreditation is granted to the facility to perform the following conformity assessment activities:*

| FIELD OF CALIBRATION | MEASURED INSTRUMENT, QUANTITY OR GAUGE          | RANGE (AND SPECIFICATION WHERE APPROPRIATE)    | EXPANDED MEASUREMENT UNCERTAINTY ( $\pm$ ) <sup>1</sup> | CALIBRATION EQUIPMENT AND REFERENCE STANDARDS USED | CALIBRATION MEASUREMENT METHOD OR PROCEDURES USED                | FLEX CODE | LOCATION OF ACTIVITY |
|----------------------|---|--|---|--|--|-----------|----------------------|
| Electrical           | Moister Counter (Leather) Electrical Simulation | 11 % Moisture Content to 22 % Moisture Content | 0.07 % Moisture Content                                 | High Resistance Standard                           | IN-TWI-13-56<br>Internal Process                                 | F1, F3    | F                    |
| Electrical           | Moister Counter (Paper) Electrical Simulation   | 4 % Moisture Content to 17 % Moisture Content  | 0.07 % Moisture Content                                 | High Resistance Standard                           | IN-TWI-13-56<br>Internal Process                                 | F1, F3    | F                    |
| Electrical           | Moister Counter (Wood) Electrical Simulation    | 8 % Moisture Content to 34 % Moisture Content  | 0.07 % Moisture Content                                 | High Resistance Standard                           | IN-TWI-13-56<br>Internal Process                                 | F1, F3    | F                    |
| Electrical           | Equipment to Measure DC Current                 | 0.2 $\mu$ A to 200 $\mu$ A                     | 0.006 9 % of reading                                    | Transmille Calibrator 3041A                        | IN-TWI-13-09<br>IN-TWI-13-30<br>IN-TWI-13-46<br>Internal Process | F1, F3    | F, O                 |
| Electrical           | Equipment to Measure DC Current                 | 0.21 mA to 2 mA                                | 0.007 1 % of reading                                    | Transmille Calibrator 3041A                        | IN-TWI-13-09<br>IN-TWI-13-30<br>IN-TWI-13-46<br>Internal Process | F1, F3    | F, O                 |
| Electrical           | Equipment to Measure DC Current                 | 2.1 mA to 20 mA                                | 0.007 1 % of reading                                    | Transmille Calibrator 3041A                        | IN-TWI-13-09<br>IN-TWI-13-30<br>IN-TWI-13-46<br>Internal Process | F1, F3    | F, O                 |
| Electrical           | Equipment to Measure DC Current                 | 21 mA to 200 mA                                | 0.012 % of reading                                      | Transmille Calibrator 3041A                        | IN-TWI-13-09<br>IN-TWI-13-30<br>IN-TWI-13-46<br>Internal Process | F1, F3    | F, O                 |




# Certificate of Accreditation: Supplement

## Twilight, S.A. de C.V.

Alfonso Reyes # 2612, 704, Col. Del Paseo Residencial  
 Monterrey, Nuevo León, México. C.P. 64920  
 Contact Name: Josefina Torres Lara Phone: 818-173-4300

*Accreditation is granted to the facility to perform the following conformity assessment activities:*

| FIELD OF CALIBRATION | MEASURED INSTRUMENT, QUANTITY OR GAUGE | RANGE (AND SPECIFICATION WHERE APPROPRIATE) | EXPANDED MEASUREMENT UNCERTAINTY ( $\pm$ ) <sup>1</sup> | CALIBRATION EQUIPMENT AND REFERENCE STANDARDS USED | CALIBRATION MEASUREMENT METHOD OR PROCEDURES USED                | FLEX CODE | LOCATION OF ACTIVITY |
|----------------------|--|---|---|--|--|-----------|----------------------|
| Electrical           | Equipment to Measure DC Current        | 0.21 A to 2 A                               | 0.011 % of reading                                      | Transmille Calibrator 3041A                        | IN-TWI-13-09<br>IN-TWI-13-30<br>IN-TWI-13-46<br>Internal Process | F1, F3    | F, O                 |
| Electrical           | Equipment to Measure DC Current        | 2.1 A to 30 A                               | 0.016 % of reading                                      | Transmille Calibrator 3041A                        | IN-TWI-13-09<br>IN-TWI-13-30<br>IN-TWI-13-46<br>Internal Process | F1, F3    | F, O                 |
| Electrical           | Equipment to Measure DC Voltage        | 0.2 mV to 200 mV                            | 0.006 2 % of reading                                    | Transmille Calibrator 3041A                        | IN-TWI-13-09<br>IN-TWI-13-30<br>IN-TWI-13-46<br>Internal Process | F1, F3    | F, O                 |
| Electrical           | Equipment to Measure DC Voltage        | 0.22 V to 2 V                               | 0.001 1 % of reading                                    | Transmille Calibrator 3041A                        | IN-TWI-13-09<br>IN-TWI-13-30<br>IN-TWI-13-46<br>Internal Process | F1, F3    | F, O                 |
| Electrical           | Equipment to Measure DC Voltage        | 2.2 V to 20 V                               | 0.01 % of reading                                       | Transmille Calibrator 3041A                        | IN-TWI-13-09<br>IN-TWI-13-30<br>IN-TWI-13-46<br>Internal Process | F1, F3    | F, O                 |
| Electrical           | Equipment to Measure DC Voltage        | 22 V to 200 V                               | 0.001 5 % of reading                                    | Transmille Calibrator 3041A                        | IN-TWI-13-09<br>IN-TWI-13-30<br>IN-TWI-13-46<br>Internal Process | F1, F3    | F, O                 |



# Certificate of Accreditation: Supplement

## Twilight, S.A. de C.V.

Alfonso Reyes # 2612, 704, Col. Del Paseo Residencial  
 Monterrey, Nuevo León, México. C.P. 64920  
 Contact Name: Josefina Torres Lara Phone: 818-173-4300

*Accreditation is granted to the facility to perform the following conformity assessment activities:*

| FIELD OF CALIBRATION | MEASURED INSTRUMENT, QUANTITY OR GAUGE                           | RANGE (AND SPECIFICATION WHERE APPROPRIATE) | EXPANDED MEASUREMENT UNCERTAINTY ( $\pm$ ) <sup>1</sup> | CALIBRATION EQUIPMENT AND REFERENCE STANDARDS USED  | CALIBRATION MEASUREMENT METHOD OR PROCEDURES USED                | FLEX CODE | LOCATION OF ACTIVITY |
|----------------------|--|---|---|---|--|-----------|----------------------|
| Electrical           | Equipment to Measure DC Voltage                                  | 220 V to 1 000 V                            | 0.001 5 % of reading                                    | Transmille Calibrator 3041A                         | IN-TWI-13-09<br>IN-TWI-13-30<br>IN-TWI-13-46<br>Internal Process | F1, F3    | F, O                 |
| Electrical           | Equipment to Measure AC/DC Current<br>Clamp-on Meters (Toroidal) | 1 A to 1 500 A                              | 0.018 % of reading                                      | Transmille Calibrator 3041A Workstation Model EA015 | IN-TWI-13-30<br>Internal Process                                 | F1, F3    | F, O                 |
| Electrical           | Equipment to Measure AC Voltage (@ 10 Hz to 500 kHz)             | 20 mV to 200 mV                             | 0.01 % of reading                                       | Transmille Calibrator 3041A                         | IN-TWI-13-09<br>IN-TWI-13-30<br>IN-TWI-13-46<br>Internal Process | F1, F3    | F, O                 |
| Electrical           | Equipment to Measure AC Voltage (@ 10 Hz to 500 kHz)             | 0.22 V to 2 V                               | 0.012 % of reading                                      | Transmille Calibrator 3041A                         | IN-TWI-13-09<br>IN-TWI-13-30<br>IN-TWI-13-46<br>Internal Process | F1, F3    | F, O                 |
| Electrical           | Equipment to Measure AC Voltage (@ 10 Hz to 100 kHz)             | 2.2 V to 20 V                               | 0.012 % of reading                                      | Transmille Calibrator 3041A                         | IN-TWI-13-09<br>IN-TWI-13-30<br>IN-TWI-13-46<br>Internal Process | F1, F3    | F, O                 |
| Electrical           | Equipment to Measure AC Voltage (@ 40 Hz to 20 kHz)              | 22 V to 200 V                               | 0.012 % of reading                                      | Transmille Calibrator 3041A                         | IN-TWI-13-09<br>IN-TWI-13-30<br>IN-TWI-13-46<br>Internal Process | F1, F3    | F, O                 |



# Certificate of Accreditation: Supplement

## Twilight, S.A. de C.V.

Alfonso Reyes # 2612, 704, Col. Del Paseo Residencial  
 Monterrey, Nuevo León, México. C.P. 64920  
 Contact Name: Josefina Torres Lara Phone: 818-173-4300

*Accreditation is granted to the facility to perform the following conformity assessment activities:*

| FIELD OF CALIBRATION | MEASURED INSTRUMENT, QUANTITY OR GAUGE              | RANGE (AND SPECIFICATION WHERE APPROPRIATE) | EXPANDED MEASUREMENT UNCERTAINTY ( $\pm$ ) <sup>1</sup> | CALIBRATION EQUIPMENT AND REFERENCE STANDARDS USED | CALIBRATION MEASUREMENT METHOD OR PROCEDURES USED                | FLEX CODE | LOCATION OF ACTIVITY |
|----------------------|---|---|---|--|--|-----------|----------------------|
| Electrical           | Equipment to Measure AC Voltage (@ 40 Hz to 10 kHz) | 220 V to 1 000 V                            | 0.011 % of reading                                      | Transmille Calibrator 3041A                        | IN-TWI-13-09<br>IN-TWI-13-30<br>IN-TWI-13-46<br>Internal Process | F1, F3    | F, O                 |
| Electrical           | Equipment to Measure AC Current (@ 10 Hz to 10 kHz) | 25 $\mu$ A to 200 $\mu$ A                   | 0.08 % of reading                                       | Transmille Calibrator 3041A                        | IN-TWI-13-09<br>IN-TWI-13-30<br>IN-TWI-13-46<br>Internal Process | F1, F3    | F, O                 |
| Electrical           | Equipment to Measure AC Current (@ 10 Hz to 10 kHz) | 0.21 mA to 2 mA                             | 0.063 % of reading                                      | Transmille Calibrator 3041A                        | IN-TWI-13-09<br>IN-TWI-13-30<br>IN-TWI-13-46<br>Internal Process | F1, F3    | F, O                 |
| Electrical           | Equipment to Measure AC Current (@ 10 Hz to 10 kHz) | 2.1 mA to 20 mA                             | 0.063 % of reading                                      | Transmille Calibrator 3041A                        | IN-TWI-13-09<br>IN-TWI-13-30<br>IN-TWI-13-46<br>Internal Process | F1, F3    | F, O                 |
| Electrical           | Equipment to Measure AC Current (@ 10 Hz to 10 kHz) | 21 mA to 200 mA                             | 0.026 % of reading                                      | Transmille Calibrator 3041A                        | IN-TWI-13-09<br>IN-TWI-13-30<br>IN-TWI-13-46<br>Internal Process | F1, F3    | F, O                 |
| Electrical           | Equipment to Measure AC Current (@ 10 Hz to 5 kHz)  | 0.21 A to 2 A                               | 0.065 % of reading                                      | Transmille Calibrator 3041A                        | IN-TWI-13-09<br>IN-TWI-13-30<br>IN-TWI-13-46<br>Internal Process | F1, F3    | F, O                 |



# Certificate of Accreditation: Supplement

## Twilight, S.A. de C.V.

Alfonso Reyes # 2612, 704, Col. Del Paseo Residencial  
 Monterrey, Nuevo León, México. C.P. 64920  
 Contact Name: Josefina Torres Lara Phone: 818-173-4300

*Accreditation is granted to the facility to perform the following conformity assessment activities:*

| FIELD OF CALIBRATION | MEASURED INSTRUMENT, QUANTITY OR GAUGE             | RANGE (AND SPECIFICATION WHERE APPROPRIATE) | EXPANDED MEASUREMENT UNCERTAINTY ( $\pm$ ) <sup>1</sup> | CALIBRATION EQUIPMENT AND REFERENCE STANDARDS USED | CALIBRATION MEASUREMENT METHOD OR PROCEDURES USED                                | FLEX CODE | LOCATION OF ACTIVITY |
|----------------------|--|---|---|--|--|-----------|----------------------|
| Electrical           | Equipment to Measure AC Current (@ 10 Hz to 1 kHz) | 2.1 A to 30 A                               | 0.036 % of reading                                      | Transmille Calibrator 3041A                        | IN-TWI-13-09<br>IN-TWI-13-30<br>IN-TWI-13-46<br>Internal Process                 | F1, F3    | F, O                 |
| Electrical           | Equipment to Measure Resistance                    | 0.1 $\Omega$                                | 1.2 % of reading  | Transmille Calibrator 3041A                        | IN-TWI-13-09<br>IN-TWI-13-30<br>IN-TWI-13-46<br>Internal Process                 | F1, F3    | F, O                 |
| Electrical           | Equipment to Measure Resistance                    | 1 $\Omega$                                  | 0.12 % of reading                                       | Transmille Calibrator 3041A                        | IN-TWI-13-09<br>IN-TWI-13-30<br>IN-TWI-13-46<br>Internal Process                 | F1, F3    | F, O                 |
| Electrical           | Equipment to Measure Resistance                    | 10 $\Omega$                                 | 0.12 % of reading                                       | Transmille Calibrator 3041A                        | IN-TWI-13-09<br>IN-TWI-13-30<br>IN-TWI-13-46<br>Internal Process                 | F1, F3    | F, O                 |
| Electrical           | Equipment to Measure Resistance                    | 100 $\Omega$                                | 0.012 % of reading                                      | Transmille Calibrator 3041A                        | IN-TWI-13-09<br>IN-TWI-13-30<br>IN-TWI-13-46<br>IN-TWI-13-65<br>Internal Process | F1, F3    | F, O                 |
| Electrical           | Equipment to Measure Resistance                    | 1 k $\Omega$                                | 0.001 7 % of reading                                    | Transmille Calibrator 3041A                        | IN-TWI-13-09<br>IN-TWI-13-30<br>IN-TWI-13-46<br>IN-TWI-13-65<br>Internal Process | F1, F3    | F, O                 |



# Certificate of Accreditation: Supplement

## Twilight, S.A. de C.V.

Alfonso Reyes # 2612, 704, Col. Del Paseo Residencial  
 Monterrey, Nuevo León, México. C.P. 64920  
 Contact Name: Josefina Torres Lara Phone: 818-173-4300

*Accreditation is granted to the facility to perform the following conformity assessment activities:*

| FIELD OF CALIBRATION | MEASURED INSTRUMENT, QUANTITY OR GAUGE | RANGE (AND SPECIFICATION WHERE APPROPRIATE) | EXPANDED MEASUREMENT UNCERTAINTY ( $\pm$ ) <sup>1</sup> | CALIBRATION EQUIPMENT AND REFERENCE STANDARDS USED | CALIBRATION MEASUREMENT METHOD OR PROCEDURES USED                                | FLEX CODE | LOCATION OF ACTIVITY |
|----------------------|--|---|---|--|--|-----------|----------------------|
| Electrical           | Equipment to Measure Resistance        | 10 k $\Omega$                               | 0.001 8 % of reading                                    | Transmille Calibrator 3041A                        | IN-TWI-13-09<br>IN-TWI-13-30<br>IN-TWI-13-46<br>IN-TWI-13-65<br>Internal Process | F1, F3    | F, O                 |
| Electrical           | Equipment to Measure Resistance        | 100 k $\Omega$                              | 0.001 9 % of reading                                    | Transmille Calibrator 3041A                        | IN-TWI-13-09<br>IN-TWI-13-30<br>IN-TWI-13-46<br>IN-TWI-13-65<br>Internal Process | F1, F3    | F, O                 |
| Electrical           | Equipment to Measure Resistance        | 1 M $\Omega$                                | 0.002 1 % of reading                                    | Transmille Calibrator 3041A                        | IN-TWI-13-09<br>IN-TWI-13-30<br>IN-TWI-13-46<br>IN-TWI-13-65<br>Internal Process | F1, F3    | F, O                 |
| Electrical           | Equipment to Measure Resistance        | 10 M $\Omega$                               | 0.003 2 % of reading                                    | Transmille Calibrator 3041A                        | IN-TWI-13-09<br>IN-TWI-13-30<br>IN-TWI-13-46<br>IN-TWI-13-65<br>Internal Process | F1, F3    | F, O                 |
| Electrical           | Equipment to Measure Resistance        | 100 M $\Omega$                              | 0.001 8 % of reading                                    | Transmille Calibrator 3041A                        | IN-TWI-13-09<br>IN-TWI-13-30<br>IN-TWI-13-46<br>IN-TWI-13-65<br>Internal Process | F1, F3    | F, O                 |



# Certificate of Accreditation: Supplement

## Twilight, S.A. de C.V.

Alfonso Reyes # 2612, 704, Col. Del Paseo Residencial  
 Monterrey, Nuevo León, México. C.P. 64920  
 Contact Name: Josefina Torres Lara Phone: 818-173-4300

*Accreditation is granted to the facility to perform the following conformity assessment activities:*

| FIELD OF CALIBRATION | MEASURED INSTRUMENT, QUANTITY OR GAUGE              | RANGE (AND SPECIFICATION WHERE APPROPRIATE) | EXPANDED MEASUREMENT UNCERTAINTY ( $\pm$ ) <sup>1</sup> | CALIBRATION EQUIPMENT AND REFERENCE STANDARDS USED | CALIBRATION MEASUREMENT METHOD OR PROCEDURES USED                                | FLEX CODE | LOCATION OF ACTIVITY |
|----------------------|---|---|---|--|--|-----------|----------------------|
| Electrical           | Equipment to Measure Resistance                     | 1 G $\Omega$                                | 0.051 % of reading                                      | Transmille Calibrator 3041A                        | IN-TWI-13-09<br>IN-TWI-13-30<br>IN-TWI-13-46<br>IN-TWI-13-65<br>Internal Process | F1, F3    | F, O                 |
| Electrical           | Equipment to Measure Earth Resistance (Up to 1 kHz) | 1 $\Omega$ to 9 $\Omega$                    | 0.14 % of reading                                       | Resistance Decade Box Model RBOX-408               | IN-TWI-13-09<br>IN-TWI-13-30<br>IN-TWI-13-46<br>IN-TWI-13-65<br>Internal Process | F1, F3    | F, O                 |
| Electrical           | Equipment to Measure Earth Resistance (Up to 1 kHz) | 10 $\Omega$ to 99 $\Omega$                  | 0.012 % of reading                                      | Resistance Decade Box Model RBOX-408               | IN-TWI-13-09<br>IN-TWI-13-30<br>IN-TWI-13-46<br>IN-TWI-13-65<br>Internal Process | F1, F3    | F, O                 |
| Electrical           | Equipment to Measure Earth Resistance (Up to 1 kHz) | 100 $\Omega$ to 999 $\Omega$                | 0.001 3 % of reading                                    | Resistance Decade Box Model RBOX-408               | IN-TWI-13-09<br>IN-TWI-13-30<br>IN-TWI-13-46<br>IN-TWI-13-65<br>Internal Process | F1, F3    | F, O                 |
| Electrical           | Equipment to Measure Earth Resistance (Up to 1 kHz) | 1 k $\Omega$ to 9.9 k $\Omega$              | 0.12 % of reading                                       | Resistance Decade Box Model RBOX-408               | IN-TWI-13-09<br>IN-TWI-13-30<br>IN-TWI-13-46<br>IN-TWI-13-65<br>Internal Process | F1, F3    | F, O                 |



# Certificate of Accreditation: Supplement

## Twilight, S.A. de C.V.

Alfonso Reyes # 2612, 704, Col. Del Paseo Residencial  
 Monterrey, Nuevo León, México. C.P. 64920  
 Contact Name: Josefina Torres Lara Phone: 818-173-4300

*Accreditation is granted to the facility to perform the following conformity assessment activities:*

| FIELD OF CALIBRATION | MEASURED INSTRUMENT, QUANTITY OR GAUGE              | RANGE (AND SPECIFICATION WHERE APPROPRIATE) | EXPANDED MEASUREMENT UNCERTAINTY ( $\pm$ ) <sup>1</sup> | CALIBRATION EQUIPMENT AND REFERENCE STANDARDS USED | CALIBRATION MEASUREMENT METHOD OR PROCEDURES USED                                | FLEX CODE | LOCATION OF ACTIVITY |
|----------------------|---|---|---|--|--|-----------|----------------------|
| Electrical           | Equipment to Measure Earth Resistance (Up to 1 kHz) | 10 k $\Omega$ to 99 k $\Omega$              | 0.012 % of reading                                      | Resistance Decade Box Model RBOX-408               | IN-TWI-13-09<br>IN-TWI-13-30<br>IN-TWI-13-46<br>IN-TWI-13-65<br>Internal Process | F1, F3    | F, O                 |
| Electrical           | Equipment to Measure Earth Resistance (Up to 1 kHz) | 10 k $\Omega$ to 999 k $\Omega$             | 0.001 4 % of reading                                    | Resistance Decade Box Model RBOX-408               | IN-TWI-13-09<br>IN-TWI-13-30<br>IN-TWI-13-46<br>IN-TWI-13-65<br>Internal Process | F1, F3    | F, O                 |
| Electrical           | Equipment to Measure Earth Resistance (Up to 1 kHz) | 1 M $\Omega$ to 10 M $\Omega$               | 0.14 % of reading                                       | Resistance Decade Box Model RBOX-408               | IN-TWI-13-09<br>IN-TWI-13-30<br>IN-TWI-13-46<br>IN-TWI-13-65<br>Internal Process | F1, F3    | F, O                 |
| Electrical           | Equipment to Measure Capacitance                    | 1 nF to 1 00 nF                             | 0.061 % of reading                                      | Transmille Calibrator 3041A                        | IN-TWI-13-09<br>IN-TWI-13-30<br>IN-TWI-13-46<br>IN-TWI-13-65<br>Internal Process | F1, F3    | F, O                 |
| Electrical           | Equipment to Measure Capacitance                    | 1 uF to 10 uF                               | 0.14 % of reading                                       | Transmille Calibrator 3041A                        | IN-TWI-13-09<br>IN-TWI-13-30<br>IN-TWI-13-46<br>IN-TWI-13-65<br>Internal Process | F1, F3    | F, O                 |



# Certificate of Accreditation: Supplement

## Twilight, S.A. de C.V.

Alfonso Reyes # 2612, 704, Col. Del Paseo Residencial  
 Monterrey, Nuevo León, México. C.P. 64920  
 Contact Name: Josefina Torres Lara Phone: 818-173-4300

*Accreditation is granted to the facility to perform the following conformity assessment activities:*

| FIELD OF CALIBRATION | MEASURED INSTRUMENT, QUANTITY OR GAUGE                                 | RANGE (AND SPECIFICATION WHERE APPROPRIATE) | EXPANDED MEASUREMENT UNCERTAINTY ( $\pm$ ) <sup>1</sup> | CALIBRATION EQUIPMENT AND REFERENCE STANDARDS USED                     | CALIBRATION MEASUREMENT METHOD OR PROCEDURES USED                                | FLEX CODE | LOCATION OF ACTIVITY |
|----------------------|--|---|---|--|--|-----------|----------------------|
| Electrical           | Equipment to Measure Insulation Resistance (Fixed Points) (Up to 5 kV) | 1 k $\Omega$                                | 0.12 % of reading                                       | High Resistance Standard Decade Box Model VRS-100-10-1 k $\Omega$ -ROT | IN-TWI-13-09<br>IN-TWI-13-30<br>IN-TWI-13-34<br>IN-TWI-13-46<br>Internal Process | F1, F3    | F, O                 |
| Electrical           | Equipment to Measure Insulation Resistance (Fixed Points) (Up to 5 kV) | 10 k $\Omega$                               | 0.12 % of reading                                       | High Resistance Standard Decade Box Model VRS-100-10-1 k $\Omega$ -ROT | IN-TWI-13-09<br>IN-TWI-13-30<br>IN-TWI-13-34<br>IN-TWI-13-46<br>Internal Process | F1, F3    | F, O                 |
| Electrical           | Equipment to Measure Insulation Resistance (Fixed Points) (Up to 5 kV) | 100 k $\Omega$                              | 0.12 % of Reading                                       | High Resistance Standard Decade Box Model VRS-100-10-1 k $\Omega$ -ROT | IN-TWI-13-09<br>IN-TWI-13-30<br>IN-TWI-13-34<br>IN-TWI-13-46<br>Internal Process | F1, F3    | F, O                 |
| Electrical           | Equipment to Measure Insulation Resistance (Fixed Points) (Up to 5 kV) | 1 M $\Omega$                                | 0.12 % of reading                                       | High Resistance Standard Decade Box Model VRS-100-10-1 k $\Omega$ -ROT | IN-TWI-13-09<br>IN-TWI-13-30<br>IN-TWI-13-34<br>IN-TWI-13-46<br>Internal Process | F1, F3    | F, O                 |
| Electrical           | Equipment to Measure Insulation Resistance (Fixed Points) (Up to 5 kV) | 10 M $\Omega$                               | 0.12 % of reading                                       | High Resistance Standard Decade Box Model VRS-100-10-1 k $\Omega$ -ROT | IN-TWI-13-09<br>IN-TWI-13-30<br>IN-TWI-13-34<br>IN-TWI-13-46<br>Internal Process | F1, F3    | F, O                 |



# Certificate of Accreditation: Supplement

## Twilight, S.A. de C.V.

Alfonso Reyes # 2612, 704, Col. Del Paseo Residencial  
 Monterrey, Nuevo León, México. C.P. 64920  
 Contact Name: Josefina Torres Lara Phone: 818-173-4300

*Accreditation is granted to the facility to perform the following conformity assessment activities:*

| FIELD OF CALIBRATION | MEASURED INSTRUMENT, QUANTITY OR GAUGE                                 | RANGE (AND SPECIFICATION WHERE APPROPRIATE) | EXPANDED MEASUREMENT UNCERTAINTY ( $\pm$ ) <sup>1</sup> | CALIBRATION EQUIPMENT AND REFERENCE STANDARDS USED                     | CALIBRATION MEASUREMENT METHOD OR PROCEDURES USED                                | FLEX CODE | LOCATION OF ACTIVITY |
|----------------------|--|---|---|--|--|-----------|----------------------|
| Electrical           | Equipment to Measure Insulation Resistance (Fixed Points) (Up to 5 kV) | 100 M $\Omega$                              | 0.12 % of reading                                       | High Resistance Standard Decade Box Model VRS-100-10-1 k $\Omega$ -ROT | IN-TWI-13-09<br>IN-TWI-13-30<br>IN-TWI-13-34<br>IN-TWI-13-46<br>Internal Process | F1, F3    | F, O                 |
| Electrical           | Equipment to Measure Insulation Resistance (Fixed Points) (Up to 5 kV) | 1 G $\Omega$                                | 0.02 % of reading                                       | High Resistance Standard Decade Box Model VRS-100-10-1 k $\Omega$ -ROT | IN-TWI-13-09<br>IN-TWI-13-30<br>IN-TWI-13-34<br>IN-TWI-13-46<br>Internal Process | F1, F3    | F, O                 |
| Electrical           | Equipment to Measure Insulation Resistance (Fixed Points) (Up to 5 kV) | 10 G $\Omega$                               | 0.26 % of reading                                       | High Resistance Standard Decade Box Model VRS-100-10-1 k $\Omega$ -ROT | IN-TWI-13-09<br>IN-TWI-13-30<br>IN-TWI-13-34<br>IN-TWI-13-46<br>Internal Process | F1, F3    | F, O                 |
| Electrical           | Equipment to Measure Insulation Resistance (Fixed Points) (Up to 5 kV) | 100 G $\Omega$                              | 0.37 % of reading                                       | High Resistance Standard Decade Box Model VRS-100-10-1 k $\Omega$ -ROT | IN-TWI-13-09<br>IN-TWI-13-30<br>IN-TWI-13-34<br>IN-TWI-13-46<br>Internal Process | F1, F3    | F, O                 |
| Electrical           | Equipment to Measure Insulation Resistance (Fixed Points) (Up to 5 kV) | 1 T $\Omega$                                | 0.51 % of reading                                       | High Resistance Standard Decade Box Model VRS-100-10-1 k $\Omega$ -ROT | IN-TWI-13-09<br>IN-TWI-13-30<br>IN-TWI-13-34<br>IN-TWI-13-46<br>Internal Process | F1, F3    | F, O                 |



# Certificate of Accreditation: Supplement

## Twilight, S.A. de C.V.

Alfonso Reyes # 2612, 704, Col. Del Paseo Residencial  
 Monterrey, Nuevo León, México. C.P. 64920  
 Contact Name: Josefina Torres Lara Phone: 818-173-4300

*Accreditation is granted to the facility to perform the following conformity assessment activities:*

| FIELD OF CALIBRATION | MEASURED INSTRUMENT, QUANTITY OR GAUGE           | RANGE (AND SPECIFICATION WHERE APPROPRIATE) | EXPANDED MEASUREMENT UNCERTAINTY ( $\pm$ ) <sup>1</sup> | CALIBRATION EQUIPMENT AND REFERENCE STANDARDS USED | CALIBRATION MEASUREMENT METHOD OR PROCEDURES USED                | FLEX CODE | LOCATION OF ACTIVITY |
|----------------------|--|---|---|--|--|-----------|----------------------|
| Electrical           | Equipment to Measure Capacitance - (Up to 10 kV) | 100 pF to 10 $\mu$ F                        | 0.074 % of reading                                      | Capacitance Decade Box Model CBOX-406              | IN-TWI-13-09<br>IN-TWI-13-30<br>IN-TWI-13-46<br>Internal Process | F1, F3    | F, O                 |
| Electrical           | Equipment to Measure Resistance (@ Up to 1 kHz)  | 1 m $\Omega$ to 10 m $\Omega$               | 2.3 % of reading  | Resistance Decade Box Model HARS-X-3-0.001         | IN-TWI-13-65<br>Internal Process                                 | F1, F3    | F, O                 |
| Electrical           | Equipment to Measure Resistance (@ Up to 1 kHz)  | 10 m $\Omega$ to 100 m $\Omega$             | 0.23 % of reading                                       | Resistance Decade Box Model HARS-X-3-0.001         | IN-TWI-13-65<br>Internal Process                                 | F1, F3    | F, O                 |
| Electrical           | Equipment to Measure Resistance (@ Up to 1 kHz)  | 100 m $\Omega$ to 1 000 m $\Omega$          | 0.12 % of reading                                       | Resistance Decade Box Model HARS-X-3-0.001         | IN-TWI-13-65<br>Internal Process                                 | F1, F3    | F, O                 |
| Electrical           | Equipment to Output AC Voltage (Hipot) (@ 60 Hz) | 1 kV to 10 kV                               | 0.14 % of reading                                       | Voltage Divider/ Multimeter Transmiller Model 8081 | IN-TWI-13-46<br>Internal Process                                 | F1, F3    | F, O                 |
| Electrical           | Equipment to Output DC Voltage (Hipot)           | 1 kV to 10 kV                               | 0.36 % of reading                                       | Voltage Divider/ Multimeter Transmiller Model 8081 | IN-TWI-13-46<br>Internal Process                                 | F1, F3    | F, O                 |
| Electrical           | Porosity Detector                                | 1 kV to 30 kV                               | 0.48 % of reading                                       | Crest Meter/ Voltage Divider                       | IN-TWI-13-33<br>Internal Process                                 | F1, F3    | F, O                 |
| Electrical           | Equipment to Measure DC Power                    | 2 W to 3 000 W                              | 0.004 2 % of reading                                    | Transmille Calibrator 3041A                        | IN-TWI-13-29<br>IN-TWI-13-67<br>Internal Process                 | F1, F3    | F, O                 |
| Electrical           | Equipment to Measure AC Powe (PF=1, Phase = 0°)  | 2 W to 30 000 W                             | 0.04 % of reading                                       | Transmille Calibrator 3041A                        | IN-TWI-13-29<br>IN-TWI-13-67<br>Internal Process                 | F1, F3    | F, O                 |



# Certificate of Accreditation: Supplement

## Twilight, S.A. de C.V.

Alfonso Reyes # 2612, 704, Col. Del Paseo Residencial  
 Monterrey, Nuevo León, México. C.P. 64920  
 Contact Name: Josefina Torres Lara Phone: 818-173-4300

*Accreditation is granted to the facility to perform the following conformity assessment activities:*

| FIELD OF CALIBRATION | MEASURED INSTRUMENT, QUANTITY OR GAUGE              | RANGE (AND SPECIFICATION WHERE APPROPRIATE) | EXPANDED MEASUREMENT UNCERTAINTY ( $\pm$ ) <sup>1</sup> | CALIBRATION EQUIPMENT AND REFERENCE STANDARDS USED | CALIBRATION MEASUREMENT METHOD OR PROCEDURES USED | FLEX CODE | LOCATION OF ACTIVITY |
|----------------------|---|---|---|--|---|-----------|----------------------|
| Electrical           | Equipment to Output DC Voltage                      | 0.1 mV to 100 mV                            | 0.001 6 % of reading                                    | Multimeter Transmille Model 8081                   | IN-TWI-13-46 Internal Process                     | F1, F3    | F, O                 |
| Electrical           | Equipment to Output DC Voltage                      | 0.11 V to 1 V                               | 0.001 2 % of reading                                    | Multimeter Transmille Model 8081                   | IN-TWI-13-46 Internal Process                     | F1, F3    | F, O                 |
| Electrical           | Equipment to Output DC Voltage                      | 1.1 V to 10 V                               | 0.001 2 % of reading                                    | Multimeter Transmille Model 8081                   | IN-TWI-13-46 Internal Process                     | F1, F3    | F, O                 |
| Electrical           | Equipment to Output DC Voltage                      | 11 V to 100 V                               | 0.001 4 % of reading                                    | Multimeter Transmille Model 8081                   | IN-TWI-13-46 Internal Process                     | F1, F3    | F, O                 |
| Electrical           | Equipment to Output DC Voltage                      | 110 V to 1 000 V                            | 0.001 5 % of reading                                    | Multimeter Transmille Model 8081                   | IN-TWI-13-46 Internal Process                     | F1, F3    | F, O                 |
| Electrical           | Equipment to Output AC Voltage (@ 10 Hz to 100 kHz) | 20 mV to 100 mV                             | 0.024 % of reading                                      | Multimeter Transmiller Model 8081                  | IN-TWI-13-46 Internal Process                     | F1, F3    | F, O                 |
| Electrical           | Equipment to Output AC Voltage (@ 10 Hz to 1 kHz)   | 0.2 V to 1 V                                | 0.017 % of reading                                      | Multimeter Transmiller Model 8081                  | IN-TWI-13-46 Internal Process                     | F1, F3    | F, O                 |
| Electrical           | Equipment to Output AC Voltage (@ 10 Hz to 100 kHz) | 1.1 V to 10 V                               | 0.017 % of reading                                      | Multimeter Transmiller Model 8081                  | IN-TWI-13-46 Internal Process                     | F1, F3    | F, O                 |
| Electrical           | Equipment to Output AC Voltage (@ 10 Hz to 50 kHz)  | 11 V to 100 V                               | 0.01 8 % of reading                                     | Multimeter Transmiller Model 8081                  | IN-TWI-13-46 Internal Process                     | F1, F3    | F, O                 |
| Electrical           | Equipment to Output AC Voltage (@ 10 Hz to 10 kHz)  | 110 V to 1 000 V                            | 0.017 % of reading                                      | Multimeter Transmiller Model 8081                  | IN-TWI-13-46 Internal Process                     | F1, F3    | F, O                 |



# Certificate of Accreditation: Supplement

## Twilight, S.A. de C.V.

Alfonso Reyes # 2612, 704, Col. Del Paseo Residencial  
 Monterrey, Nuevo León, México. C.P. 64920  
 Contact Name: Josefina Torres Lara Phone: 818-173-4300

*Accreditation is granted to the facility to perform the following conformity assessment activities:*

| FIELD OF CALIBRATION | MEASURED INSTRUMENT, QUANTITY OR GAUGE             | RANGE (AND SPECIFICATION WHERE APPROPRIATE) | EXPANDED MEASUREMENT UNCERTAINTY ( $\pm$ ) <sup>1</sup> | CALIBRATION EQUIPMENT AND REFERENCE STANDARDS USED | CALIBRATION MEASUREMENT METHOD OR PROCEDURES USED | FLEX CODE | LOCATION OF ACTIVITY |
|----------------------|--|---|---|--|---|-----------|----------------------|
| Electrical           | Equipment to Output DC Current                     | 0.1 $\mu$ A to 100 $\mu$ A                  | 0.001 5 % of reading                                    | Multimeter Transmiller Model 8081                  | IN-TWI-13-46 Internal Process                     | F1, F3    | F, O                 |
| Electrical           | Equipment to Output DC Current                     | 0.11 mA to 1 mA                             | 0.001 5 % of reading                                    | Multimeter Transmiller Model 8081                  | IN-TWI-13-46 Internal Process                     | F1, F3    | F, O                 |
| Electrical           | Equipment to Output DC Current                     | 1.1 mA to 10 mA                             | 0.001 5 % of reading                                    | Multimeter Transmiller Model 8081                  | IN-TWI-13-46 Internal Process                     | F1, F3    | F, O                 |
| Electrical           | Equipment to Output DC Current                     | 11 mA to 100 mA                             | 0.001 9 % of reading                                    | Multimeter Transmiller Model 8081                  | IN-TWI-13-46 Internal Process                     | F1, F3    | F, O                 |
| Electrical           | Equipment to Output DC Current                     | 0.11 A to 1 A                               | 0.001 9 % of reading                                    | Multimeter Transmiller Model 8081                  | IN-TWI-13-46 Internal Process                     | F1, F3    | F, O                 |
| Electrical           | Equipment to Output DC Current                     | 1.1 A to 10 A                               | 0.007 % of reading                                      | Multimeter Transmiller Model 8081                  | IN-TWI-13-46 Internal Process                     | F1, F3    | F, O                 |
| Electrical           | Equipment to Output DC Current                     | 11 A to 30 A                                | 0.008 1 % of reading                                    | Multimeter Transmiller Model 8081                  | IN-TWI-13-46 Internal Process                     | F1, F3    | F, O                 |
| Electrical           | Equipment to Output AC Current (@ 10 Hz to 10 kHz) | 25 $\mu$ A to 100 $\mu$ A                   | 0.14 % of reading                                       | Multimeter Transmiller Model 8081                  | IN-TWI-13-46 Internal Process                     | F1, F3    | F, O                 |
| Electrical           | Equipment to Output AC Current (@ 10 Hz to 10 kHz) | 0.11 mA to 1 mA                             | 0.031 % of reading                                      | Multimeter Transmiller Model 8081                  | IN-TWI-13-46 Internal Process                     | F1, F3    | F, O                 |



# Certificate of Accreditation: Supplement

## Twilight, S.A. de C.V.

Alfonso Reyes # 2612, 704, Col. Del Paseo Residencial  
 Monterrey, Nuevo León, México. C.P. 64920  
 Contact Name: Josefina Torres Lara Phone: 818-173-4300

*Accreditation is granted to the facility to perform the following conformity assessment activities:*

| FIELD OF CALIBRATION | MEASURED INSTRUMENT, QUANTITY OR GAUGE             | RANGE (AND SPECIFICATION WHERE APPROPRIATE) | EXPANDED MEASUREMENT UNCERTAINTY ( $\pm$ ) <sup>1</sup> | CALIBRATION EQUIPMENT AND REFERENCE STANDARDS USED | CALIBRATION MEASUREMENT METHOD OR PROCEDURES USED | FLEX CODE | LOCATION OF ACTIVITY |
|----------------------|--|---|---|--|---|-----------|----------------------|
| Electrical           | Equipment to Output AC Current (@ 10 Hz to 10 kHz) | 1.1 mA to 10 mA                             | 0.027 % of reading                                      | Multimeter Transmiller Model 8081                  | IN-TWI-13-46 Internal Process                     | F1, F3    | F, O                 |
| Electrical           | Equipment to Output AC Current (@ 10 Hz to 10 kHz) | 11 mA to 100 mA                             | 0.018 % of reading                                      | Multimeter Transmiller Model 8081                  | IN-TWI-13-46 Internal Process                     | F1, F3    | F, O                 |
| Electrical           | Equipment to Output AC Current (@ 10 Hz to 10 kHz) | 0.11 A to 1 A                               | 0.019 % of reading                                      | Multimeter Transmiller Model 8081                  | IN-TWI-13-46 Internal Process                     | F1, F3    | F, O                 |
| Electrical           | Equipment to Output AC Current (@ 10 Hz to 1 kHz)  | 1.1 A to 10 A                               | 0.02 % of reading                                       | Multimeter Transmiller Model 8081                  | IN-TWI-13-46 Internal Process                     | F1, F3    | F, O                 |
| Electrical           | Equipment to Output AC Current (@ 10 Hz to 10 kHz) | 11 A to 30 A                                | 0.044 % of reading                                      | Multimeter Transmiller Model 8081                  | IN-TWI-13-46 Internal Process                     | F1, F3    | F, O                 |
| Electrical           | Equipment to Output Resistance                     | 1 $\Omega$                                  | 0.012 % of reading                                      | Multimeter Transmiller Model 8081                  | IN-TWI-13-44<br>IN-TWI-13-46 Internal Process     | F1, F3    | F, O                 |
| Electrical           | Equipment to Output Resistance                     | 10 $\Omega$                                 | 0.001 2 % of reading                                    | Multimeter Transmiller Model 8081                  | IN-TWI-13-44<br>IN-TWI-13-46 Internal Process     | F1, F3    | F, O                 |
| Electrical           | Equipment to Output Resistance                     | 100 $\Omega$                                | 0.000 14 % of reading                                   | Multimeter Transmiller Model 8081                  | IN-TWI-13-44<br>IN-TWI-13-46 Internal Process     | F1, F3    | F, O                 |
| Electrical           | Equipment to Output Resistance                     | 1 k $\Omega$                                | 0.014 % of reading                                      | Multimeter Transmiller Model 8081                  | IN-TWI-13-44<br>IN-TWI-13-46 Internal Process     | F1, F3    | F, O                 |



# Certificate of Accreditation: Supplement

## Twilight, S.A. de C.V.

Alfonso Reyes # 2612, 704, Col. Del Paseo Residencial  
 Monterrey, Nuevo León, México. C.P. 64920  
 Contact Name: Josefina Torres Lara Phone: 818-173-4300

*Accreditation is granted to the facility to perform the following conformity assessment activities:*

| FIELD OF CALIBRATION | MEASURED INSTRUMENT, QUANTITY OR GAUGE  | RANGE (AND SPECIFICATION WHERE APPROPRIATE) | EXPANDED MEASUREMENT UNCERTAINTY ( $\pm$ ) <sup>1</sup> | CALIBRATION EQUIPMENT AND REFERENCE STANDARDS USED   | CALIBRATION MEASUREMENT METHOD OR PROCEDURES USED | FLEX CODE | LOCATION OF ACTIVITY |
|----------------------|---|---|---|--|---|-----------|----------------------|
| Electrical           | Equipment to Output Resistance  | 10 k $\Omega$                               | 0.001 2 % of reading                                    | Multimeter Transmiller Model 8081  | IN-TWI-13-44<br>IN-TWI-13-46<br>Internal Process  | F1, F3    | F, O                 |
| Electrical           | Equipment to Output Resistance  | 100 k $\Omega$                              | 0.012 % of reading                                      | Multimeter Transmiller Model 8081  | IN-TWI-13-44<br>IN-TWI-13-46<br>Internal Process  | F1, F3    | F, O                 |
| Electrical           | Equipment to Output Resistance  | 1 M $\Omega$                                | 0.012 % of reading                                      | Multimeter Transmiller Model 8081  | IN-TWI-13-44<br>IN-TWI-13-46<br>Internal Process  | F1, F3    | F, O                 |
| Electrical           | Equipment to Output Resistance  | 10 M $\Omega$                               | 0.013 % of reading                                      | Multimeter Transmiller Model 8081  | IN-TWI-13-44<br>IN-TWI-13-46<br>Internal Process  | F1, F3    | F, O                 |
| Electrical           | Temperature Calibration, Indication and Control Equipment used with Thermocouple Type B | 600 °C to 1 820 °C                          | 0.92 °C   | Electrical Simulation of Thermocouple Output Multi-Function Workstation Transmille EA015 Transmille EA001A | IN-TWI-13-08<br>Internal Process                  | F1, F3    | F, O                 |
| Electrical           | Temperature Calibration, Indication and Control Equipment used with Thermocouple Type E | -200 °C to 1 000 °C                         | 0.31 °C   | Electrical Simulation of Thermocouple Output Multi-Function Workstation Transmille EA015 Transmille EA001A | IN-TWI-13-08<br>Internal Process                  | F1, F3    | F, O                 |




# Certificate of Accreditation: Supplement

## Twilight, S.A. de C.V.

Alfonso Reyes # 2612, 704, Col. Del Paseo Residencial  
 Monterrey, Nuevo León, México. C.P. 64920  
 Contact Name: Josefina Torres Lara Phone: 818-173-4300

*Accreditation is granted to the facility to perform the following conformity assessment activities:*

| FIELD OF CALIBRATION | MEASURED INSTRUMENT, QUANTITY OR GAUGE  | RANGE (AND SPECIFICATION WHERE APPROPRIATE) | EXPANDED MEASUREMENT UNCERTAINTY ( $\pm$ ) <sup>1</sup> | CALIBRATION EQUIPMENT AND REFERENCE STANDARDS USED  | CALIBRATION MEASUREMENT METHOD OR PROCEDURES USED | FLEX CODE | LOCATION OF ACTIVITY |
|----------------------|---|---|---|---|---|-----------|----------------------|
| Electrical           | Temperature Calibration, Indication and Control Equipment used with Thermocouple Type J | -200 °C to 1 200 °C                         | 0.26 °C   | Electrical Simulation of Thermocouple Output<br>Multi-Function Workstation<br>Transmille EA015<br>Transmille EA001A | IN-TWI-13-08<br>Internal Process                  | F1, F3    | F, O                 |
| Electrical           | Temperature Calibration, Indication and Control Equipment used with Thermocouple Type K | -200 °C to 1 370 °C                         | 0.33 °C   | Electrical Simulation of Thermocouple Output<br>Multi-Function Workstation<br>Transmille EA015<br>Transmille EA001A | IN-TWI-13-08<br>Internal Process                  | F1, F3    | F, O                 |
| Electrical           | Temperature Calibration, Indication and Control Equipment used with Thermocouple Type N | -190 °C to 1 300 °C                         | 0.3 °C  | Electrical Simulation of Thermocouple Output<br>Multi-Function Workstation<br>Transmille EA015<br>Transmille EA001A | IN-TWI-13-08<br>Internal Process                  | F1, F3    | F, O                 |
| Electrical           | Temperature Calibration, Indication and Control Equipment used with Thermocouple Type T | -250° C to 400 °C                           | 0.27 °C   | Electrical Simulation of Thermocouple Output<br>Multi-Function Workstation<br>Transmille EA015<br>Transmille EA001A | IN-TWI-13-08<br>Internal Process                  | F1, F3    | F, O                 |



# Certificate of Accreditation: Supplement

## Twilight, S.A. de C.V.

Alfonso Reyes # 2612, 704, Col. Del Paseo Residencial  
 Monterrey, Nuevo León, México. C.P. 64920  
 Contact Name: Josefina Torres Lara Phone: 818-173-4300

*Accreditation is granted to the facility to perform the following conformity assessment activities:*

| FIELD OF CALIBRATION | MEASURED INSTRUMENT, QUANTITY OR GAUGE  | RANGE (AND SPECIFICATION WHERE APPROPRIATE) | EXPANDED MEASUREMENT UNCERTAINTY ( $\pm$ ) <sup>1</sup> | CALIBRATION EQUIPMENT AND REFERENCE STANDARDS USED               | CALIBRATION MEASUREMENT METHOD OR PROCEDURES USED | FLEX CODE | LOCATION OF ACTIVITY |
|----------------------|---|---|---|--|---|-----------|----------------------|
| Electrical           | Temperature Calibration Indication, and Control Equipment used with RTD Pt 100 $\Omega$   | -100 °C to 800 °C                           | 0.27 °C   | Transmille 3041A<br>Electrical Simulation of RTD Output          | IN-TWI-13-08<br>Internal Process                  | F1, F3    | F, O                 |
| Electrical           | Teslameter (Gaussmeter)   | 1 $\mu$ T to 1 500 $\mu$ T                  | 0.007 % of reading                                      | Multi-Function Workstation Transmille                            | IN-TWI-13-28<br>Internal Process                  | F1, F3    | F, O                 |
| Electrical           | Teslameter (Gaussmeter)   | 0.01 G to 15 G                              | 0.007 % of reading                                      | Multi-Function Workstation Transmille                            | IN-TWI-13-28<br>Internal Process                  | F1, F3    | F, O                 |
| Electrical           | Teslameter (Gaussmeter)   | 240 mT to 980 mT                            | 0.13 % of reading                                       | Reference Magnet VM 4-2 mm, VM 4-5 mm, VM 4-10 mm                | IN-TWI-13-28<br>Internal Process                  | F1, F3    | F, O                 |
| Electrical           | Teslameter (Gaussmeter)   | 2.4 kG to 9.8 kG                            | 0.13 % of reading                                       | Reference Magnet VM 4-2 mm, VM 4-5 mm, VM 4-10 mm                | IN-TWI-13-28<br>Internal Process                  | F1, F3    | F, O                 |
| Electrical           | Oscilloscope Amplitude (Square Wave Signal) (@ 1 M $\Omega$ and 10 M $\Omega$ )           | 1 mV to 120 V p-p                           | 0.002 4 % of reading                                    | Transmille Calibrator 3041A; Impedance                           | IN-TWI-13-58<br>Internal Process                  | F1, F3    | F, O                 |
| Electrical           | Oscilloscope Amplitude (Square Wave Signal) Frequency (@ 1 M $\Omega$ and 10 M $\Omega$ ) | 1 Hz to 50 MHz                              | 0.000 24 % of reading                                   | Transmille Calibrator 3041A; Impedance                           | IN-TWI-13-58<br>Internal Process                  | F1, F3    | F                    |
| Electrical           | Equipment to Measure AC Apparent Power  | 0.2 VA to 200 VA                            | 0.000 61 % of reading                                   | Transmille Calibrator 3041A; Multifunction Workstation Trasmille | IN-TWI-13-67<br>Internal Process                  | F1, F3    | F                    |



# Certificate of Accreditation: Supplement

## Twilight, S.A. de C.V.

Alfonso Reyes # 2612, 704, Col. Del Paseo Residencial  
 Monterrey, Nuevo León, México. C.P. 64920  
 Contact Name: Josefina Torres Lara Phone: 818-173-4300

*Accreditation is granted to the facility to perform the following conformity assessment activities:*

| FIELD OF CALIBRATION | MEASURED INSTRUMENT, QUANTITY OR GAUGE | RANGE (AND SPECIFICATION WHERE APPROPRIATE) | EXPANDED MEASUREMENT UNCERTAINTY ( $\pm$ ) <sup>1</sup> | CALIBRATION EQUIPMENT AND REFERENCE STANDARDS USED               | CALIBRATION MEASUREMENT METHOD OR PROCEDURES USED | FLEX CODE | LOCATION OF ACTIVITY |
|----------------------|--|---|---|--|---|-----------|----------------------|
| Electrical           | Equipment to Measure AC Apparent Power | 210 VA to 2 000 VA                          | 0.000 61 % of reading                                   | Transmille Calibrator 3041A; Multifunction Workstation Trasmille | IN-TWI-13-67 Internal Process                     | F1, F3    | F                    |
| Electrical           | Equipment to Measure AC Apparent Power | 2.1 kVA to 20 kVA                           | 0.000 61 % of reading                                   | Transmille Calibrator 3041A; Multifunction Workstation Trasmille | IN-TWI-13-67 Internal Process                     | F1, F3    | F                    |
| Electrical           | Equipment to Measure AC Apparent Power | 21 kVA to 200 kVA                           | 0.000 61 % of reading                                   | Transmille Calibrator 3041A; Multifunction Workstation Trasmille | IN-TWI-13-67 Internal Process                     | F1, F3    | F                    |
| Electrical           | Equipment to Measure AC Apparent Power | 210 kVA to 1 500 kVA                        | 0.000 81 % of reading                                   | Transmille Calibrator 3041A; Multifunction Workstation Trasmille | IN-TWI-13-67 Internal Process                     | F1, F3    | F                    |
| Electrical           | Transformation Ratio Tester            | 1 TTR to 2 048 TTR                          | 0.014 TTR   | Lap Ratio: Test Types Equipment Megger TRS1+                     | IN-TWI-13-70 Internal Process                     | F1, F3    | F                    |

1. The CMC (Calibration and Measurement Capability) stated for calibrations included on this scope of accreditation represents the smallest measurement uncertainty attainable by the laboratory when performing a more or less routine calibration of a nearly ideal device under nearly ideal conditions. It is typically expressed at a confidence level of 95 % using a coverage factor k (usually equal to 2). The actual measurement uncertainty associated with a specific calibration performed by the laboratory will typically be larger than the CMC for the same calibration since capability and performance of the device being calibrated and the conditions related to the calibration may reasonably be expected to deviate from ideal to some degree.
2. The laboratories range of calibration capability for all disciplines for which they are accredited is the interval from the smallest calibrated standard to the largest calibrated standard used in performing the calibration. The low end of this range must be an attainable value for which the laboratory has or has access to the standard referenced. Verification of an indicated value of zero in the absence of a standard is common practice in the procedure for many calibrations but by its definition it does not constitute calibration of zero capacity.



# Certificate of Accreditation: Supplement

## Twilight, S.A. de C.V.

Alfonso Reyes # 2612, 704, Col. Del Paseo Residencial  
Monterrey, Nuevo León, México. C.P. 64920  
Contact Name: Josefina Torres Lara Phone: 818-173-4300

*Accreditation is granted to the facility to perform the following conformity assessment activities:*

3. Location of activity:

**Location  
Code**

**Location**

- |   |  |
|---|--|
| F | Conformity assessment activity is performed at the CABs fixed facility           |
| O | Conformity assessment activity is performed onsite at the CABs customer location |

4. Measurement uncertainties obtained for calibrations performed at customer sites can be expected to be larger than the measurement uncertainties obtained at the laboratories fixed location for similar calibrations. This is due to the effects of transportation of the standards and equipment and upon environmental conditions at the customer site which are typically not controlled as closely as at the laboratories fixed location.

5. The term L represents length in inches or millimeters as appropriate to the uncertainty statement.

6. The term Wt represents weight in pounds or grams (including SI multiple and submultiple units) appropriate to the uncertainty statement.

7. The term D represent Particle/m3

8. Flex Codes

F0: When no flexibility is identified. There are no changes to items calibrated, characteristics identified or versions of methods except for updating to the most recent version of a standard method after verification.

F1: The laboratory has the capability to introduce a new instrument, quantity, or gauge for an accredited calibration method.

F2: The laboratory has the capability to introduce the newest revision of an accredited authoritative standard method (with no modifications) identified on the scope

F3: The laboratory has the capability to introduce a new revision of an accredited non-standard method using the same technology or technique identified on the scope

F4: The laboratory has the capability to introduce a validated method that is equivalent to an accredited method (using the same Calibration Equipment or Reference Standards identified on the scope for the same parameter, component, or analyte identified on the line item of the scope.