

twilight

INSTRUMENTOS DE MEDICIÓN INDUSTRIAL

Termohigrómetro De Panel

HT-HE230A

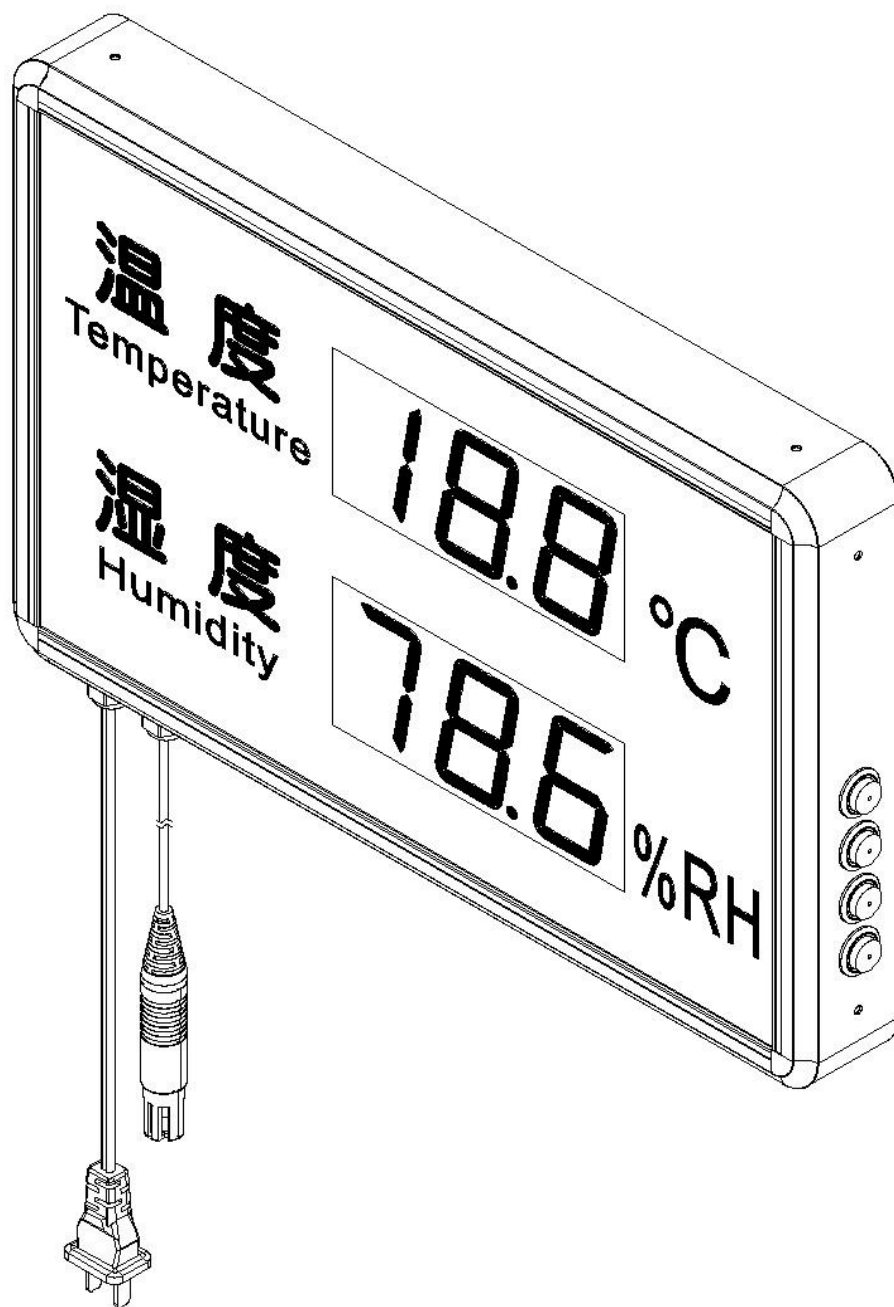
www.twilight.mx

 / [twilightsadecv](#)

 / [twilightsadecv](#)

 / [twilightsadecv](#)

Operation manual for HE2XXA series large screen Thermo-Hygrometer



Products Introduction

HE2XXA Series large screen Thermo-Hygrometer developed by HUATO, which has high precision and recording functions. Adopt imported temperature humidity integrated sensor, fast response and good quality to assure the accuracy and stability.

1. Features:

- Fashionable and simple performance, firm structure, high accuracy.
- Adopt LED digital tube display, clear and bright, visible distance is 10~50meters.
- Temperature humidity calibration function; values can be adjusted through buttons on the instruments.
- Recording capacity: >=43000, RS232-USB interface.

2. Applications:

It has been widely applied in offices, hotel, canteens, school, factory, supermarket, warehousing, hospital, and indoor environment etc.

3. Performance parameters:

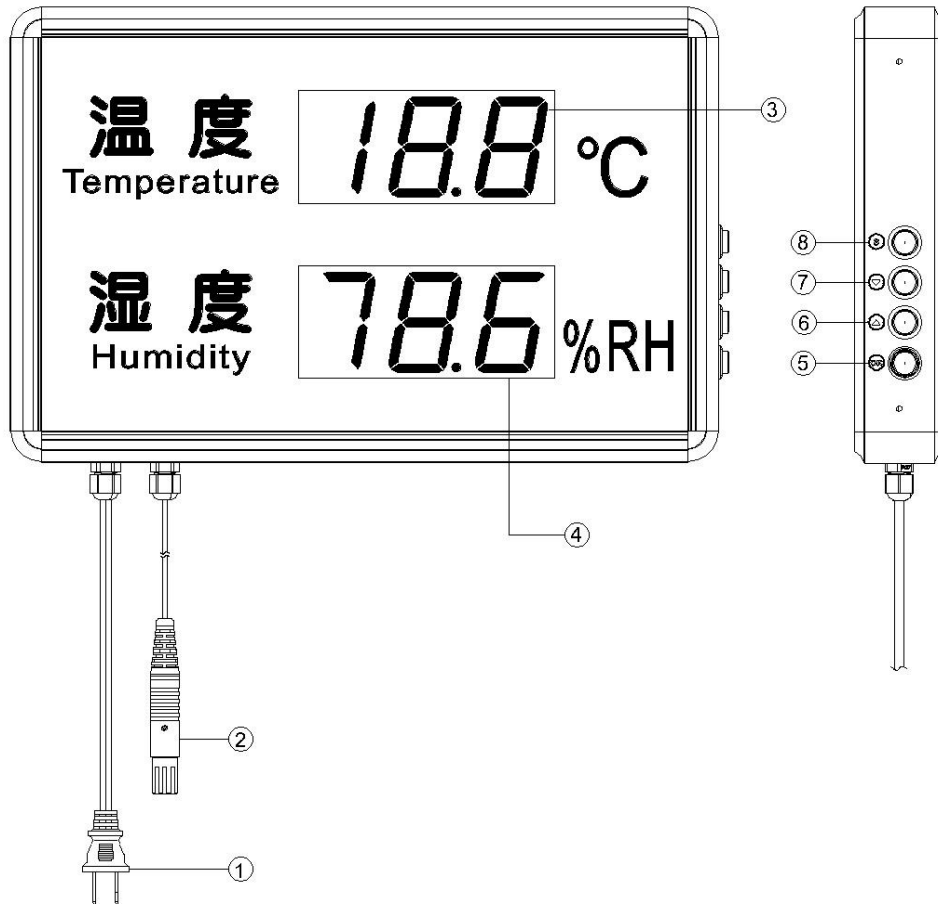
| Model | HE218A | HE223A | HE230A | HE240A | HE250A |
|----------------------|-------------------------------------|-------------------------------------|-------------------------------------|-------------------------------------|-------------------------------------|
| Temperature accuracy | ±0.5°C | ±0.5°C | ±0.5°C | ±0.5°C | ±0.5°C |
| Humidity accuracy | ±3%RH | ±3%RH | ±3%RH | ±3%RH | ±3%RH |
| Sensor type | External sensor with 3 meters cable | External sensor with 3 meters cable | External sensor with 3 meters cable | External sensor with 3 meters cable | External sensor with 3 meters cable |
| Measurement range | -40~85°C | -40~85°C | -40~85°C | -40~85°C | -40~85°C |
| Measurement range | 0~100%RH | 0~100%RH | 0~100%RH | 0~100%RH | 0~100%RH |
| LED size (inch) | 1.8" | 2.3" | 3" | 4" | 5" |

Operation manual for HE2XXA series large screen thermo-hygrometer

| Visual range (M) | 20 | 30 | 40 | 50 | 50 |
|-------------------------|-------------|-------------|-------------|---------------|---------------|
| N. W (kg) | 2.3 | 2.3 | 2.3 | 3.2 | 3.2 |
| Product dimension (CM) | 39.5×25.5×5 | 39.5×25.5×5 | 39.5×25.5×5 | 60.1×38.3×5 | 60.1×38.3×5 |
| Packing dimension (CM) | 46×31.5×8.5 | 46×31.5×8.5 | 46×31.5×8.5 | 66.4×43.3×8.5 | 66.4×43.3×8.5 |

4. Starter:

(1) Buttons and components



① power and plug

② External sensor

③ Temperature display area

④ Humidity display area

⑤ OK button





⑥ upward button

⑦ downward button

⑧ Menu function button

5. Key usage:

Key function

Normal mode: press  enter setup mode, press  enter temperature setting, press  or  button respectively to adjust the value.

Key function

Normal mode: Press this key is invalid.

Setting mode: Set a negative value.

Key function

Normal mode: Press this key is invalid.







Setting mode: Set a positive value.

Key function

Normal mode: Press this key is invalid.

Setting mode: Confirm button and enter the next step.

For example: Standard temperature is 16 °C, humidity is 66%RH, and the measuring temperature is 15.3 °C, humidity is 66.8%RH. Then difference of temperature is -0.7 °C, difference of humidity is +0.8%RH.

Setting Steps: first, press  enter setup mode, then press  enter temperature deviation setting state; press  to adjust the temperature is -0.7 °C, press  enter humidity settings, and press  to adjust the humidity value is +0.8%RH, then press  back to normal mode

twilight

INSTRUMENTOS DE MEDICIÓN INDUSTRIAL



LLÁMANOS

+52(81) 8115-1400 / +52 (81) 8173-4300

LADA Sin Costo:
01 800 087 43 75

E-mail:
ventas@twilight.mx

www.twilight.mx



/ [twilightsadecv](#)



/ [twilightsadecv](#)



/ [twilightsadecv](#)